

## First Nations COVID-19 testing in Ontario: Weekly report 41 (with Ontario data)

### Key messages:

- There were **167 new positive results** among First Nations people this week, nearly 10% less than the previous week. This is **the first decrease** in the weekly total of new positive results in over 6 weeks. Ontario numbers continue to decrease as well.
- The highest relative increase this week was in the Northwest, with an increase of more than 40%.
- Testing volume among First Nations decreased slightly this week.
- The positivity rate among First Nations increased again.
- Ontario data are pending.

### Coronavirus Disease (COVID-19) Testing in Registered First Nations People in Ontario\*\*

#### WEEKLY UPDATE

Tuesday, January 26, 2021 (covering tests completed January 18, 2021 to January 24, 2021)

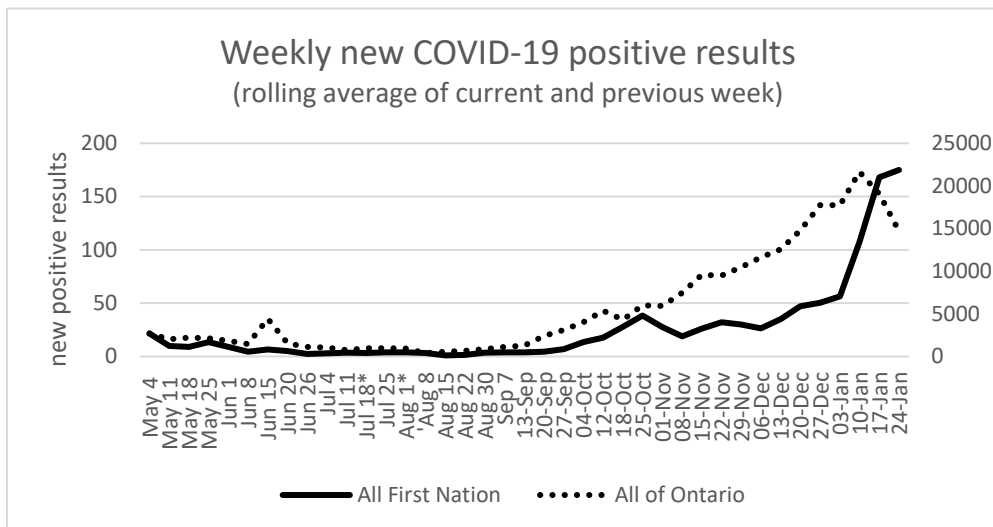
<b>N=1,149</b>
Number newly tested for COVID-19 and % of people in the group who were tested
<b>N=167</b>
Number newly tested positive for COVID-19 and % of people in the group who were positive

#### NUMBERS TO DATE (covering tests completed January 15, 2020 to January 24, 2021)

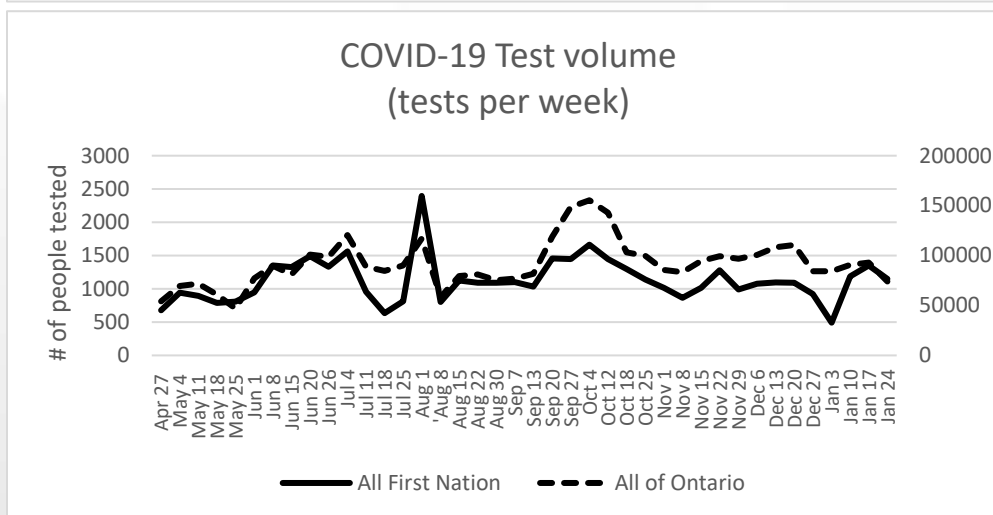
N=46,621			
Number tested TO DATE for COVID-19 and % of people in the group who were tested			
N=1,185			
Number positive for COVID-19 and % of people tested in the group who were positive			
Key geographic areas (Details in appendix)	Tested	Positive cases	FN population
North West	14,428 (37.5%)	189 (1.3%)	38,477
North East	9,926 (28.6%)	76 (0.8%)	34,667
Southwest	10,945 (26.8%)	576 (5.3%)	40,850
Southeast	6,180 (28.5%)	179 (2.9%)	21,721
Central	5,058 (33.3%)	*160-164 (S)	15,181
* suppressed for privacy. ** 151,423 Registered First Nations people in Ontario with a health card; *** based on the residence on the Health Card files.			

Databases reflected in this report: As of July 18, 2020, the data sources for this report have expanded beyond the original Ontario Laboratory Information System to include data from the Public Health Information System (IPHIS), Distributed Labs (DL), and Public Health Ontario Laboratory (PHOL) databases. The sources are the same for First Nations and Ontario statistics.

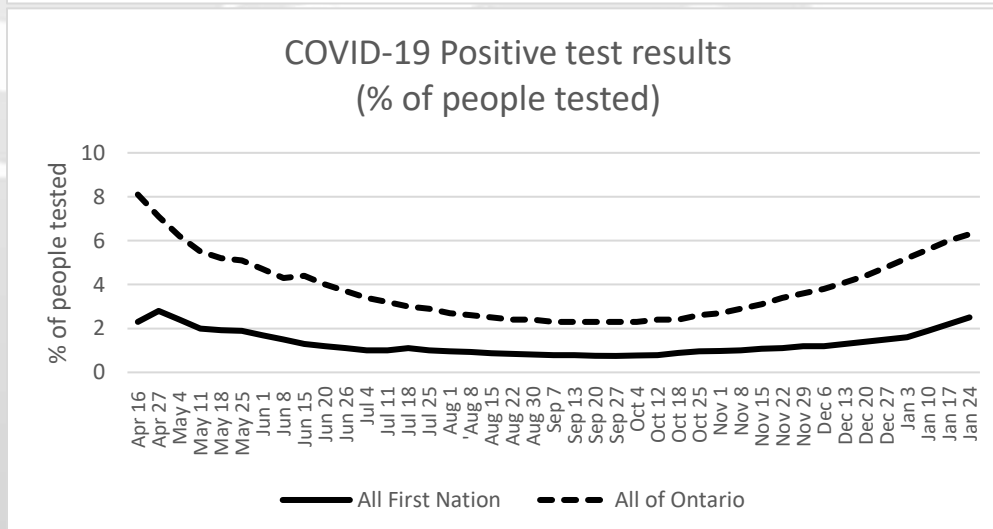
## COVID-19 Test results over time



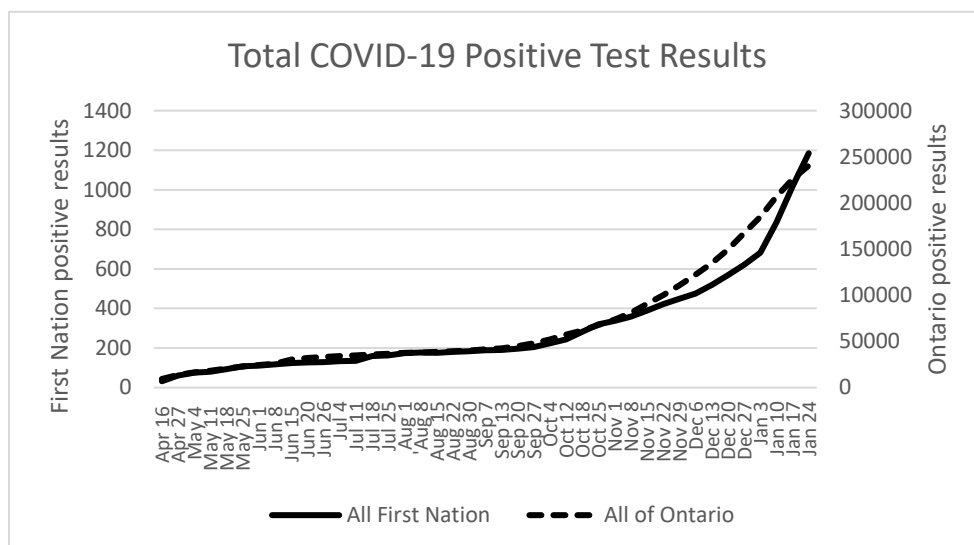
The rolling two-week average of new COVID-19 positive test results among FN **increased only slightly**, because the actual total for this week was nearly 10% less than the previous week. Ontario numbers continue to decrease.



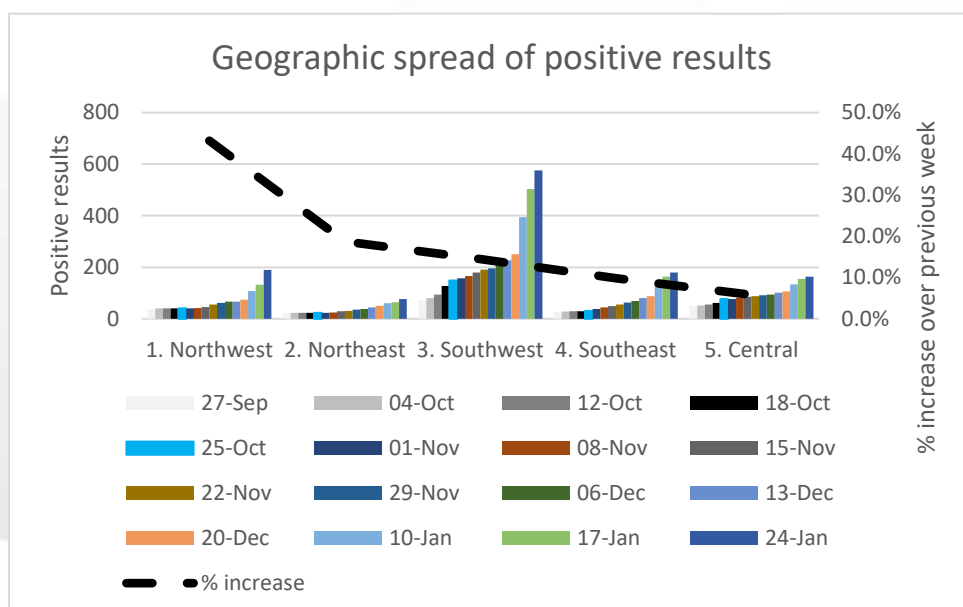
Test volume was slightly less than the previous week, although still within what appears to be normal week-to-week variation.



The rate of positive test results among First Nations people increased again this week.



There were 1,185 COVID-19 positive test results among First Nations as of Jan 24, 2021. This is **a decrease of nearly 10%** compared to the previous week. It is the first decrease in weekly totals in 6 weeks.



The largest relative increase in positive results was in the Northwest area this week – over 40% increase. The areas are defined based on boundaries of Local Health Integration Networks (LHINs). See appendix for more details.

## Appendix:

### Technical notes:

**Data source:** Characteristics of COVID-19 diagnostic test recipients among the Ontario First Nations population, ICES

**Intervals in the reported data:** Data are as of the week ending on the date shown with the exception of June 20, Jun 26 and Jul 4 for which data for First Nations are for the previous 5, 6 and 8 days, respectively, due to changes in reporting period. Data for Ontario and First Nations for week ending Aug 30, Sep 7, Sep 13, Oct 12 and Oct 18 are for 8, 8, 6, 8 and 6 days respectively (with weekly test volume prorated to 7-day rate).

**Rolling average of new positive results:** Data for each week is the average of the current and previous week. The rolling average ensures compliance with data suppression rules that preclude release of values less than 5. Data for Jul 18 and Aug 1 are based on averages of the previous and following weeks of both dates, to correct for known data quality issues.

**Boundaries of “areas”:** Test results of individuals are reported for the LHIN associated with the postal code on the individual's Ontario health card. LHINs included in each “area” for this report are: Northwest: LHIN 14; Northeast: LHIN 13; Southwest: LHINs 1-4; Southeast: LHINs 9-11; Central: LHINs 5-8, 12. Follow this [link](#) to view maps showing LHIN boundaries.

**Suppressed data:** Data suppression is done at ICES. When data for one category in a series are suppressed, at least one of the results based on these categories must also be suppressed. Hence totals greater than 5 may be suppressed for one or more areas when at least one of the LHINs included in the calculation of area totals has less than 5 cases.

## Appendix

Coronavirus Disease (COVID-19) Testing in Registered First Nations People in Ontario**			
WEEKLY UPDATE			
Tuesday, January 26, 2021 (covering tests completed January 18, 2021 to January 24, 2021)			
N=1,149			
Number newly tested for COVID-19 and % of people in the group who were tested			
419 (0.86%)		730 (0.71%)	
in a First Nations community***		outside of a First Nations community	
N=167			
Number newly tested positive for COVID-19 and % of people in the group who were positive			
46 (0.28%)		121 (0.40%)	
in a First Nations community***		outside of a First Nations community	
NUMBERS TO DATE (covering tests completed January 15, 2020 to January 24, 2021)			
N=46,621			
Number tested TO DATE for COVID-19 and % of people in the group who were tested			
16,310 (33.6%)		30,311 (29.5%)	
in a First Nations community***		outside of a First Nations community	
N=1,185			
Number positive for COVID-19 and % of people tested in the group who were positive			
378 (2.3%)		807 (2.7%)	
in a First Nations community***		outside of a First Nations community	
Key geographic areas (Details in appendix)	Tested	Positive cases	FN population
North West	14,428 (37.5%)	189 (1.3%)	38,477
North East	9,926 (28.6%)	76 (0.8%)	34,667
Southwest	10,945 (26.8%)	576 (5.3%)	40,850
Southeast	6,180 (28.5%)	179 (2.9%)	21,721
Central	5,058 (33.3%)	*160-164 (S)	15,181
* suppressed for privacy. ** 151,423 Registered First Nations people in Ontario with a health card; *** based on the residence on the Health Card files.			