

First Nations COVID-19 testing in Ontario: Weekly Report 25

Key messages:

- There were **19 new cases** in the past week, 6 of which were among people living in communities. This is the biggest increase in new cases **since May 2020**.
- Testing volume **increased** among FN and across Ontario this week. Note that the provincial government announced a change in testing policy last week, turning away from testing people without symptoms to focus on those at higher risk of infection (ie symptoms, contacts etc).
- Cumulative testing rate in First Nations remains higher than across Ontario: 20.9% and 18.5% of people living within and outside communities, respectively. Ontario rate was 15.0% last week.
- The rate of positives in First Nations remained at 0.6% and 0.8% of people living within and outside communities, respectively. Ontario rate was 2.3% last week.

Coronavirus Disease (COVID-19) Testing in Registered First Nations People in Ontario**

WEEKLY UPDATE

Tuesday, October 6th, 2020 (covering tests completed September 28 to October 4)

N=1,662	
Number newly tested for COVID-19 and % of people in the group who were tested	
536 (1.0%)	1,126 (1.1%)
in a First Nations community***	outside of a First Nations community
N=19	
Number newly tested positive for COVID-19 and % of people in the group were positive	
6 (8.6%)	13 (8.4%)
in a First Nations community***	outside of a First Nations community

NUMBERS TO DATE (covering tests completed January 15 to October 4)

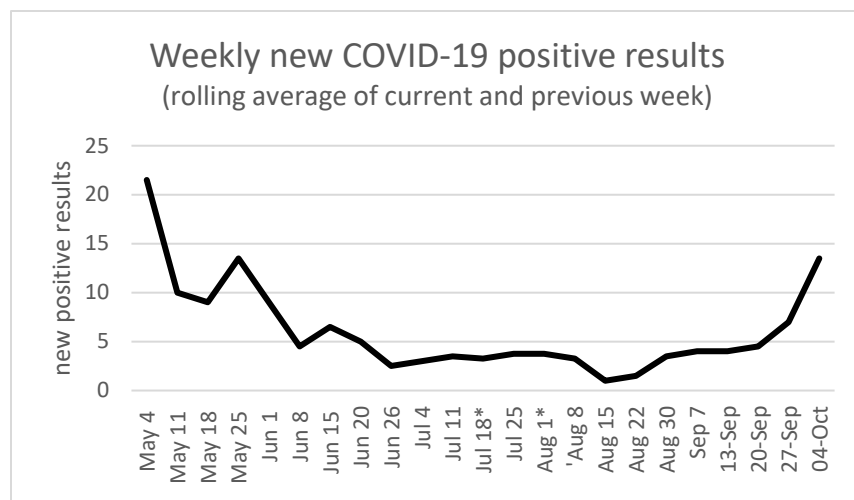
N=29,180	
Number tested TO DATE for COVID-19 and % of people in the group who were tested	
11,002 (20.9%)	18,178 (18.5%)
in a First Nations community***	outside of a First Nations community
N=224	
Number positive for COVID-19 and % of people tested in the group who were positive	
70 (0.6%)	154 (0.8%)
in a First Nations community***	outside of a First Nations community

	Tested	Positive cases	FN population
Key geographic areas			
1. North West	9,899 (25.8%)	40 (0.4%)	38,411
2. North East	6,373 (18.4%)	23 (0.4%)	34,588
3. Southwest	5,663 (13.9%)	80 (1.4%)	40,751
4. Southeast	4,004 (18.5%)	28 (0.7%)	21,661
5. Central	3,179 (20.8%)	*48-52 (S)	15,252

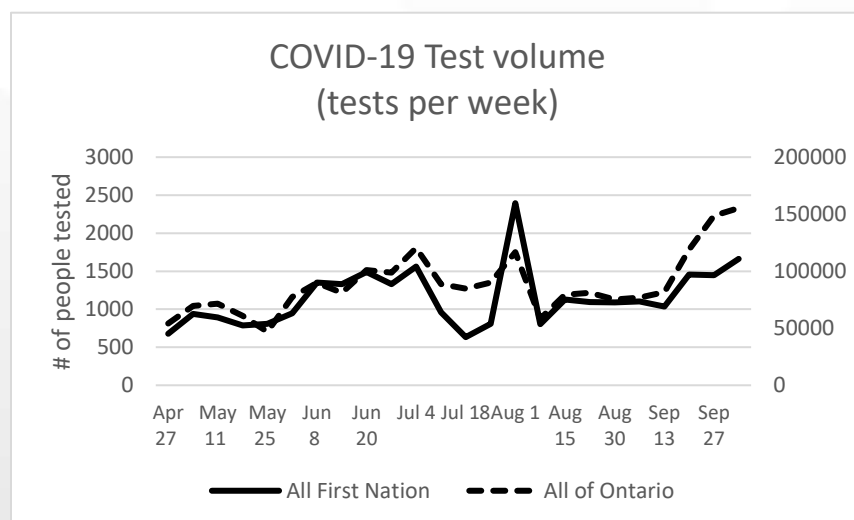
* suppressed for privacy. 151,177 Registered First Nations people in Ontario with a health card; excludes community members from Kenora Chiefs Advisory communities.

Databases reflected in this report: As of July 18, 2020, the data sources for this report have expanded beyond the original Ontario Laboratory Information System to include data from the Public Health Information System (IPHIS), Distributed Labs (DL), and Public Health Ontario Laboratory (PHOL) databases. The sources are the same for First Nations and Ontario statistics.

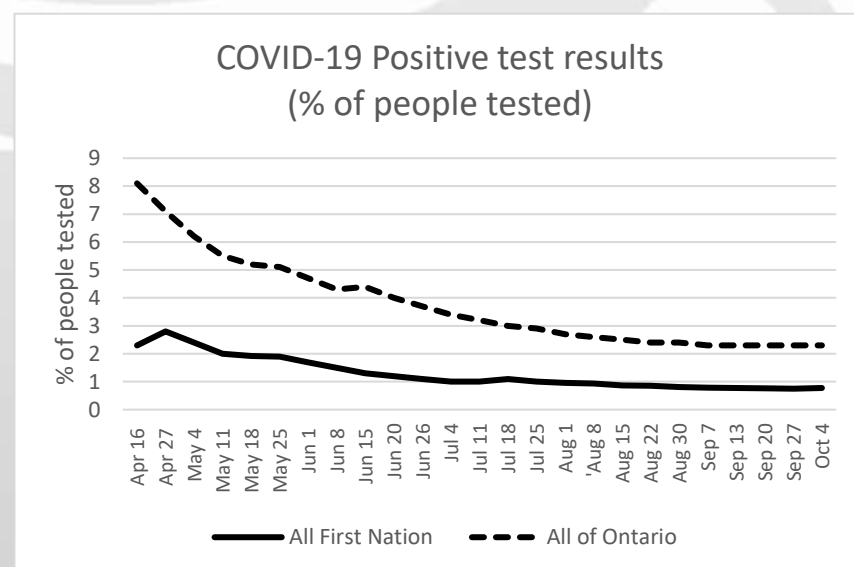
COVID-19 Test results over time



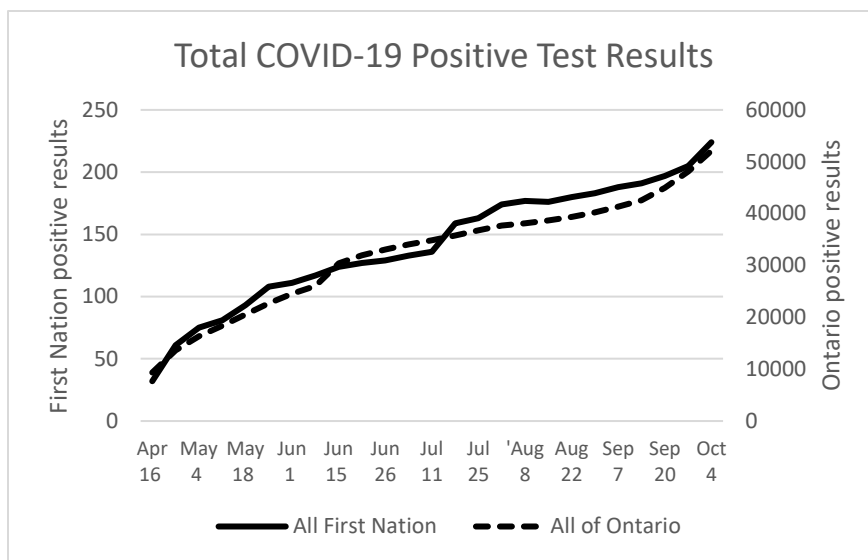
As of Oct 4, 2020, there were 224 cases among First Nations in Ontario. In the past week, the rolling two-week average of new COVID-19 positive test results increased to a level not seen since May, 2020. The largest proportion of positive results AND the largest relative increase recently was in the Southwest area (data not shown).



Test volume in the week ending Oct 4, 2020 increased. Provincial testing policy changed to focus only on people with symptoms or increased risk (rather than anyone interested in a test) as of Sep 24, 2020.



As of Oct 4, 2020, the positive test results *rate* of First Nations people is holding steady just under 1%. The positive rate for First Nations is still below Ontario rate which is also holding relatively steady just above 2%.



There were 224 COVID-19 positive test results among First Nations, as of Oct 4, 2020. This marks a continuing increase since the end of August.

Technical notes:

Data source: Characteristics of COVID-19 diagnostic test recipients among the Ontario First Nations population, ICES

Intervals in the reported data: Data are as of the week ending on the date shown with the exception of June 20, Jun 26 and Jul 4 for which data for First Nations are for the previous 5, 6 and 8 days, respectively, due to changes in reporting period. Data for Ontario and First Nations for week ending Aug 30, Sep 7 and Sep 13 are for 8, 8 and 6 days respectively (with weekly test volume prorated to 7-day rate).

Rolling average of new cases: Data for each week is the average of the current and previous week. The rolling average ensures compliance with data suppression rules that preclude release of values less than 5. Data for Jul 18 and Aug 1 are based on averages of the previous and following weeks of both dates, to correct for known data quality issues on those weeks