

First Nations COVID-19 testing in Ontario: Weekly Report 28

Key messages:

- The number of positive results remains high among First Nations people, with **38 new positive results** in the past week. **17 were in communities.**
- The **Central region** had the largest percentage increase this week. The Southwest area, with the largest population, continues to have the highest actual number of positive results.
- Testing volume is now decreasing among First Nations as it did in previous weeks across Ontario.
- Cumulative testing rate in First Nations remains higher than across Ontario: 23.7% and 20.9% of people living within and outside communities, respectively. Ontario data not yet available.
- The rate of positive results in First Nations remained steady at 1.0% and 0.9% of people living within and outside communities, respectively. Ontario data not yet available.

Coronavirus Disease (COVID-19) Testing in Registered First Nations People in Ontario**

WEEKLY UPDATE

Tuesday, October 27, 2020 (covering tests completed October 5th to October 25th)

N=1,140	
Number newly tested for COVID-19 and % of people in the group who were tested	
417 (0.79%)	723 (0.73%)
in a First Nations community***	outside of a First Nations community
N=38	
Number newly tested positive for COVID-19 and % of people in the group were positive	
17 (0.14%)	21 (0.10%)
in a First Nations community***	outside of a First Nations community

NUMBERS TO DATE (covering tests completed January 15th to October 25th)

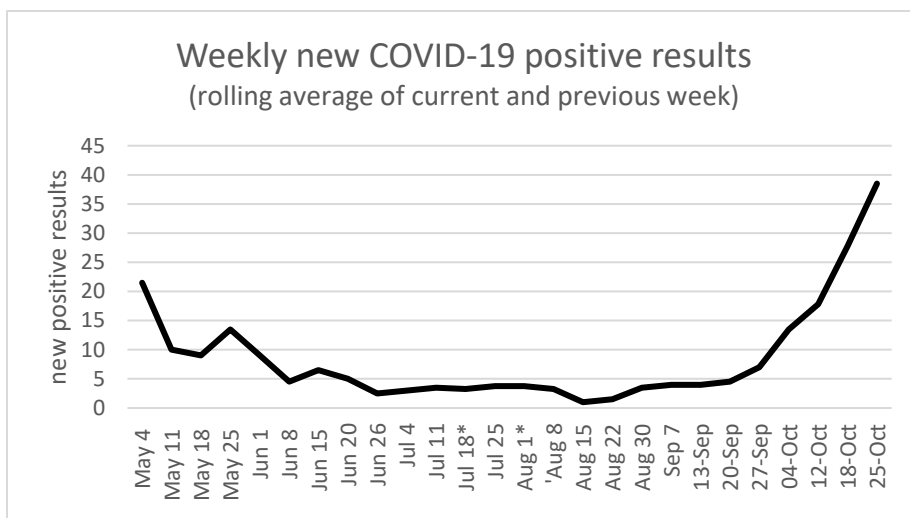
N=33,089	
Number tested TO DATE for COVID-19 and % of people in the group who were tested	
12,482 (23.7%)	20,607 (20.9%)
in a First Nations community***	outside of a First Nations community
N=320	
Number positive for COVID-19 and % of people tested in the group who were positive	
128 (1.0%)	192 (0.9%)
in a First Nations community***	outside of a First Nations community

Key geographic areas	Tested	Positive cases	FN population
1. North West	10,899 (28.4%)	41 (0.4%)	38,420
2. North East	7,178 (20.8%)	23 (0.3%)	34,589
3. Southwest	6,833 (16.8%)	148 (2.2%)	40,760
4. Southeast	4,460 (20.6%)	31 (0.7%)	21,666
5. Central	3,648 (23.9%)	*72-76 (S)	15,258

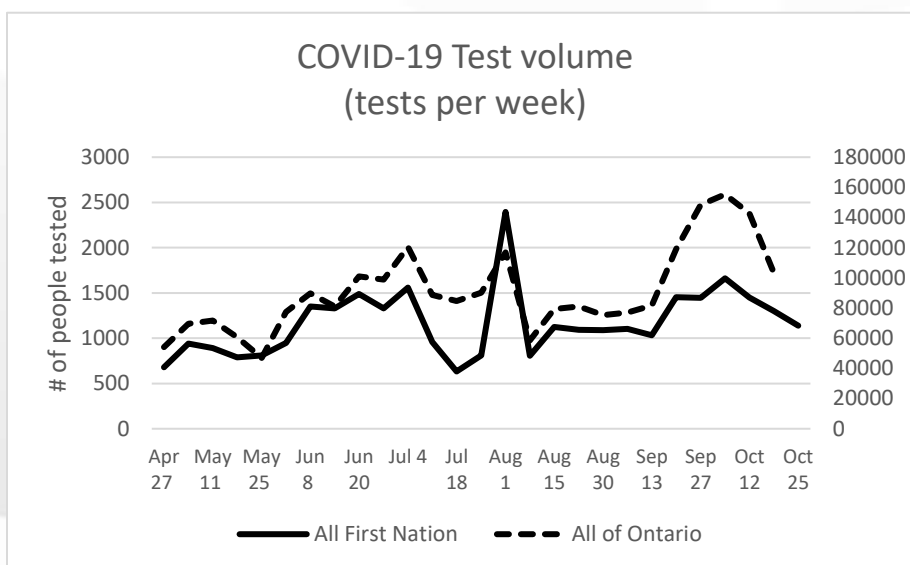
* suppressed for privacy. 151,218 Registered First Nations people in Ontario with a health card; excludes community members from Kenora Chiefs Advisory communities.

Databases reflected in this report: As of July 18, 2020, the data sources for this report have expanded beyond the original Ontario Laboratory Information System to include data from the Public Health Information System (IPHIS), Distributed Labs (DL), and Public Health Ontario Laboratory (PHOL) databases. The sources are the same for First Nations and Ontario statistics.

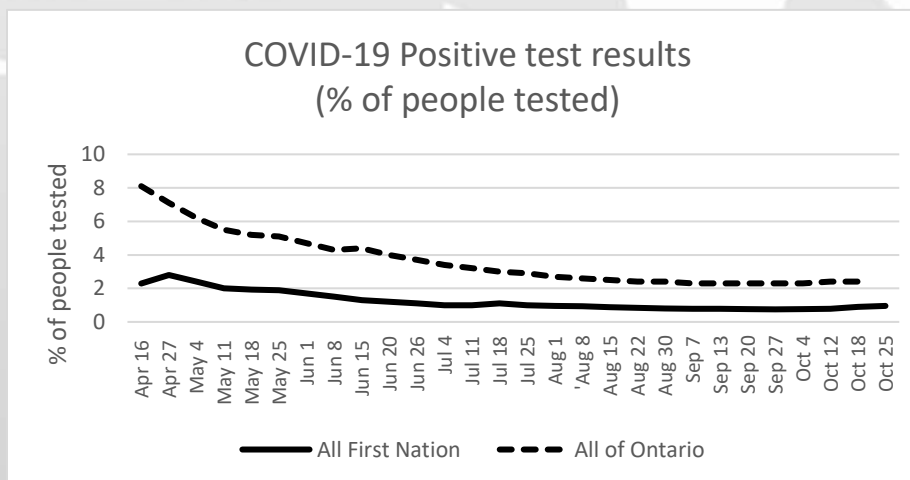
COVID-19 Test results over time



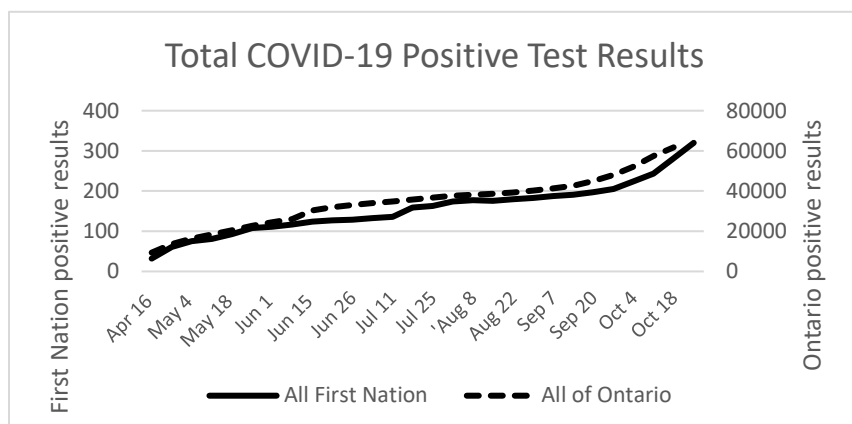
As of Oct 25, 2020, there were 320 positive COVID-19 results among First Nations in Ontario. In the past week, the rolling two-week average of new COVID-19 positive test results increased to the highest level to date.



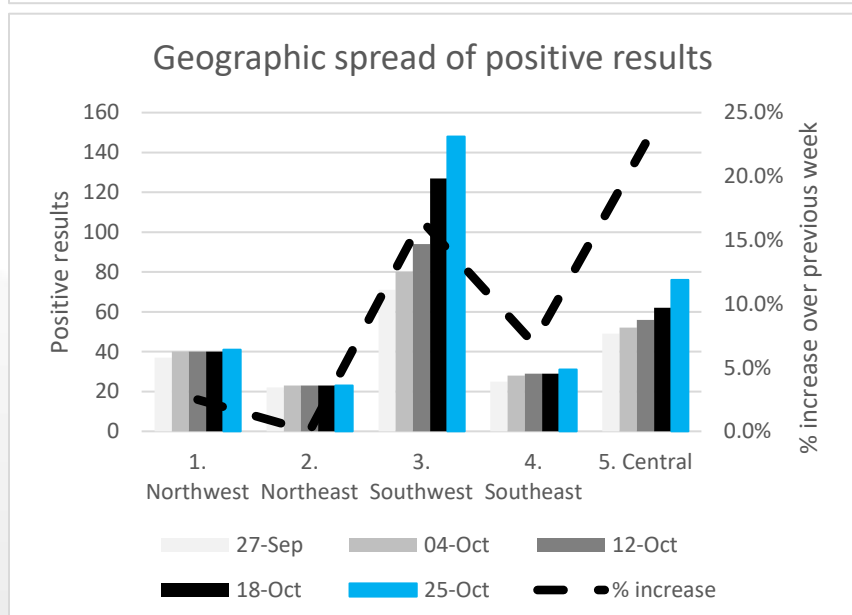
Test volume in the week ending Oct 25, 2020 has decreased among First Nations as it did in previous weeks across Ontario. Ontario for this week not yet available.



As of Oct 25, 2020, the positive test results rate of First Nations people is holding steady at around 1%. Ontario for this week not yet available.



There were 320 COVID-19 positive test results among First Nations, as of Oct 25, 2020. This marks a continuing increase since the end of August. Ontario for this week not yet available.



The Central region had 22% more positive results this week, the highest **relative increase** over the previous week. Relative increases take population size into account and thus are comparable between regions. As the region with the largest population, the Southwest continues to have the largest actual number positive results.

Technical notes:

Data source: Characteristics of COVID-19 diagnostic test recipients among the Ontario First Nations population, ICES

Intervals in the reported data: Data are as of the week ending on the date shown with the exception of June 20, Jun 26 and Jul 4 for which data for First Nations are for the previous 5, 6 and 8 days, respectively, due to changes in reporting period. Data for Ontario and First Nations for week ending Aug 30, Sep 7, Sep 13, Oct 12 and Oct 18 are for 8, 8, 6, 8 and 6 days respectively (with weekly test volume prorated to 7-day rate).

Rolling average of new positive results: Data for each week is the average of the current and previous week. The rolling average ensures compliance with data suppression rules that preclude release of values less than 5. Data for Jul 18 and Aug 1 are based on averages of the previous and following weeks of both dates, to correct for known data quality issues.