

## First Nations COVID-19 testing in Ontario: Weekly report 44

### Key messages:

- There were **166 new positive results** among First Nations people over the past **8 days**. This equates to about 145 new results for a 7-day period, a large increase over previous weeks.
- **About 44% of these new positive results were in the Northwest** which had the highest relative increase over the previous week. Increases in all other areas were 10% or less. Note that these are increases over an 8-day (vs usual 7-day) period and thus might be higher because of the extra day.
- Testing volume among First Nations and across Ontario decreased somewhat.
- The positivity rate among First Nations increased about 10% whereas Ontario rate stayed relatively steady, compared to last week.

### Coronavirus Disease (COVID-19) Testing in Registered First Nations People in Ontario\*\*

#### WEEKLY UPDATE

Wednesday, February 17, 2021 (covering tests completed February 8, 2021 to February 15, 2021)

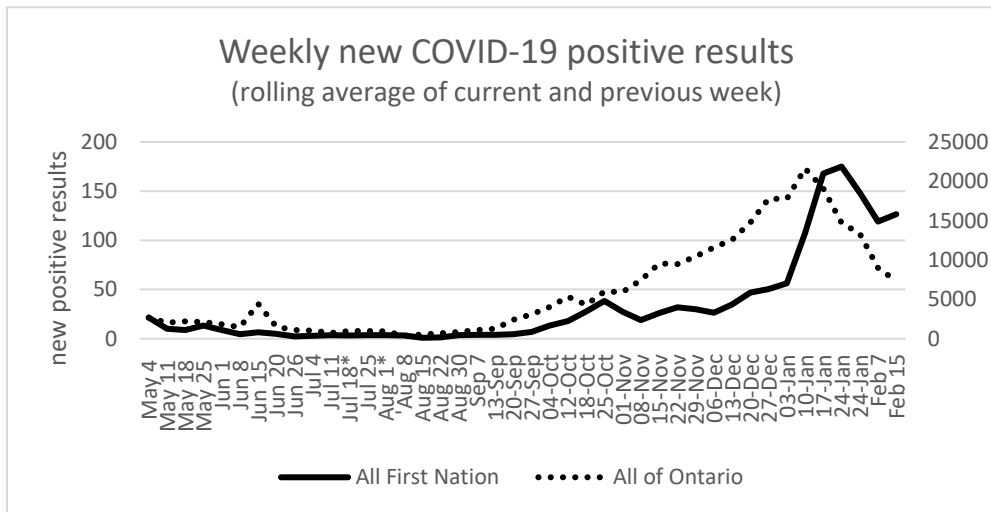
<b>N=827</b>
Number newly tested for COVID-19
<b>N=166</b>
Number newly tested positive for COVID-19

#### NUMBERS TO DATE (covering tests completed January 15, 2020 to February 15, 2021)

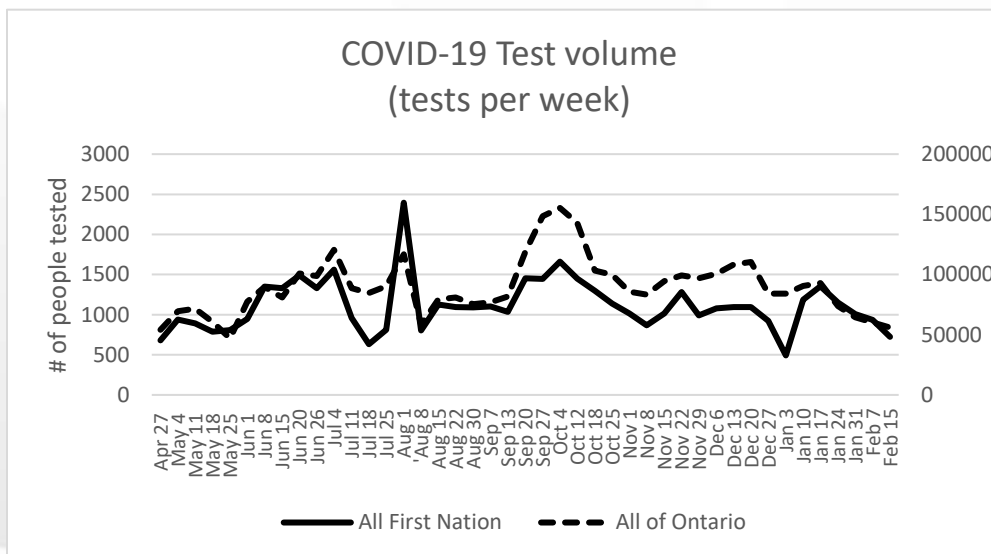
N=49,392 Number tested TO DATE for COVID-19			
N=1,588 Number positive TO DATE for COVID-19			
Key geographic areas (Details in appendix)	Tested	Positive cases	FN population
North West	15,252 (39.6%)	328 (2.2%)	38,479
North East	10,559 (30.5%)	98 (0.9%)	34,674
Southwest	11,784 (28.8%)	727 (6.2%)	40,860
Southeast	6,444 (29.7%)	228 (3.5%)	21,723
Central	5,259 (34.7%)	*201-205 (S)	15,168
* supressed for privacy. ** 151,455 Registered First Nations people in Ontario with a health card; *** based on the residence on the Health Card files.			

Databases reflected in this report: As of July 18, 2020, the data sources for this report have expanded beyond the original Ontario Laboratory Information System to include data from the Public Health Information System (IPHIS), Distributed Labs (DL), and Public Health Ontario Laboratory (PHOL) databases. The sources are the same for First Nations and Ontario statistics.

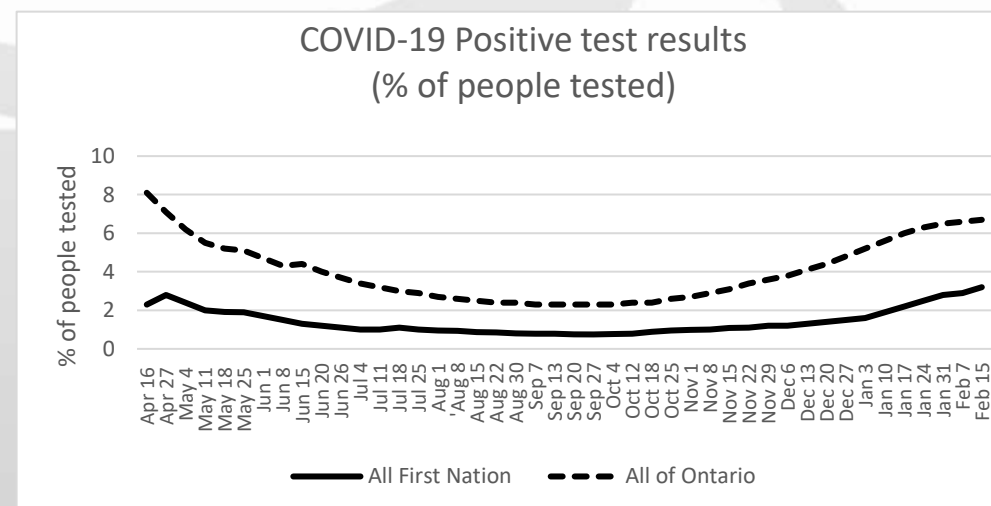
## COVID-19 Test results over time



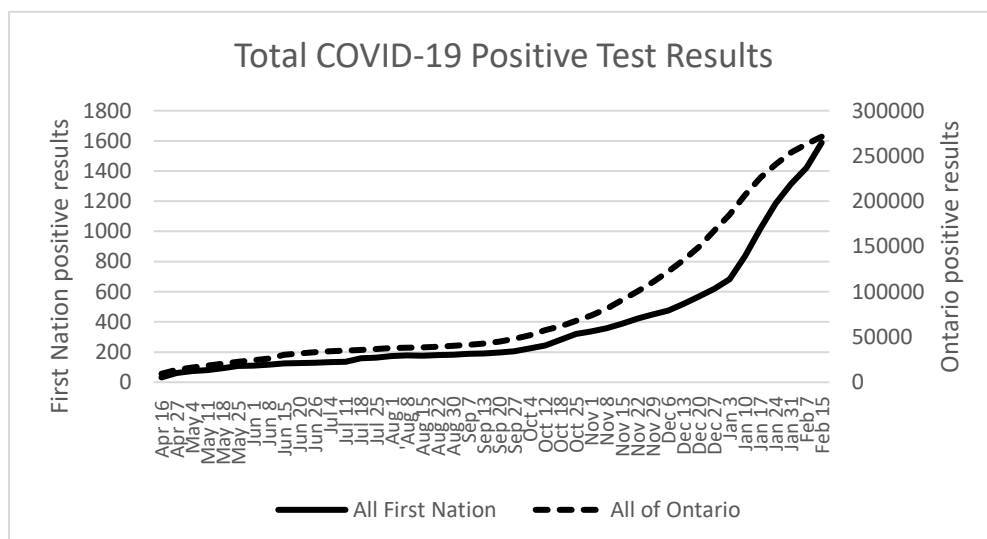
The rolling two-week average of new COVID-19 positive test results among FN **increased**, although the Ontario rate did not.



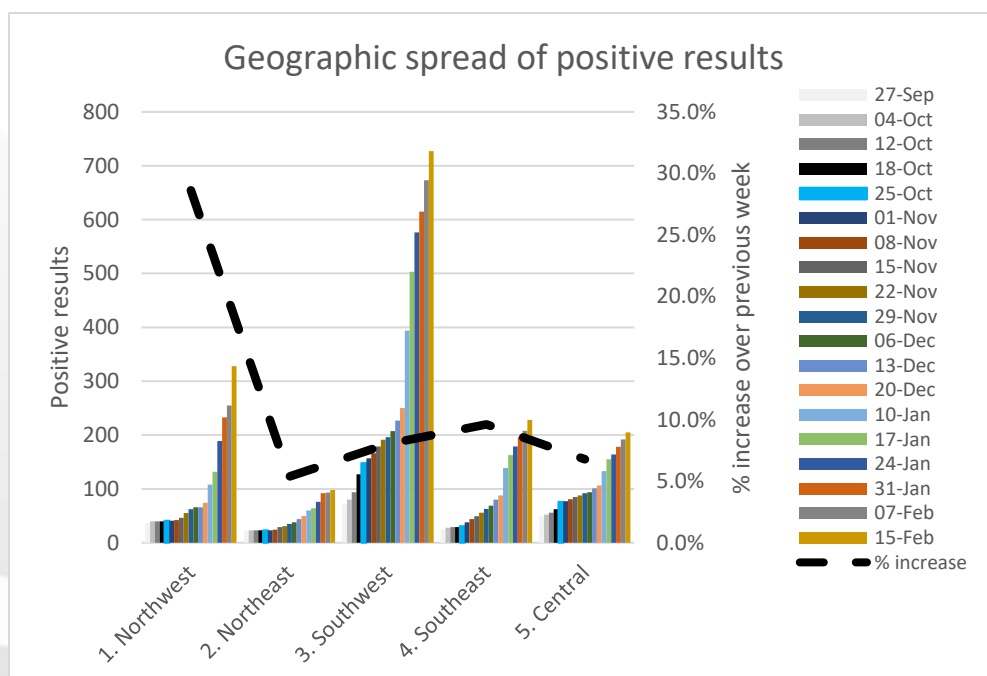
Test volume decreased somewhat for both Ontario and First Nations.



The rate of positive test results among First Nations people increased by about 10% whereas the rate across Ontario essentially held steady this week.



There were 1,588 COVID-19 positive test results among First Nations as of this week. The total of 166 in the past 8 days was the first increase after 3 weeks of decreasing numbers.



The highest increase was in the Northwest (30% more positive results in the past 8 days over the previous week). Other areas had smaller (10% or less) increases. The areas are based on boundaries of Local Health Integration Networks (LHINs). See appendix for more details.

## Appendix:

### Technical notes:

**Data source:** Characteristics of COVID-19 diagnostic test recipients among the Ontario First Nations population, ICES

**Intervals in the reported data:** Data are as of the week ending on the date shown with the exception of June 20, Jun 26 and Jul 4 for which data for First Nations are for the previous 5, 6 and 8 days, respectively, due to changes in reporting period. Data for Ontario and First Nations for week ending Aug 30, Sep 7, Sep 13, Oct 12, Oct 18 and Feb 15, 2021 are for 8, 8, 6, 8, 6 and 8 days respectively (with weekly test volume prorated to 7-day rate).

**Rolling average of new positive results:** Data for each week is the average of the current and previous week. The rolling average ensures compliance with data suppression rules that preclude release of values less than 5. Data for Jul 18 and Aug 1 are based on averages of the previous and following weeks of both dates, to correct for known data quality issues.

**Boundaries of “areas”:** Test results of individuals are reported for the LHIN associated with the postal code on the individual's Ontario health card. LHINs included in each “area” for this report are: Northwest: LHIN 14; Northeast: LHIN 13; Southwest: LHINs 1-4; Southeast: LHINs 9-11; Central: LHINs 5-8, 12. Follow this [link](#) to view maps showing LHIN boundaries.

**Suppressed data:** Data suppression is done at ICES. When data for one category in a series are suppressed, at least one of the results based on these categories must also be suppressed. Hence totals greater than 5 may be suppressed for one or more areas when at least one of the LHINs included in the calculation of area totals has less than 5 cases.

Coronavirus Disease (COVID-19) Testing in Registered First Nations People in Ontario**			
WEEKLY UPDATE			
Wednesday, February 17, 2021 (covering tests completed February 8, 2021 to February 15, 2021)			
N=827			
Number newly tested for COVID-19 and % of people in the group who were tested			
331 (0.68%)		496 (0.48%)	
in a First Nations community***		outside of a First Nations community	
N=166			
Number newly tested positive for COVID-19 and % of people in the group who were positive			
63 (0.36%)		103 (0.32%)	
in a First Nations community***		outside of a First Nations community	
NUMBERS TO DATE (covering tests completed January 15, 2020 to February 15, 2021)			
N=49,392			
Number tested TO DATE for COVID-19 and % of people in the group who were tested			
17,372 (35.8%)		32,020 (31.1%)	
in a First Nations community***		outside of a First Nations community	
N=1,588			
Number positive for COVID-19 and % of people tested in the group who were positive			
530 (3.1%)		1,058 (3.3%)	
in a First Nations community***		outside of a First Nations community	
Key geographic areas (Details in appendix)	Tested	Positive cases	FN population
North West	15,252 (39.6%)	328 (2.2%)	38,479
North East	10,559 (30.5%)	98 (0.9%)	34,674
Southwest	11,784 (28.8%)	727 (6.2%)	40,860
Southeast	6,444 (29.7%)	228 (3.5%)	21,723
Central	5,259 (34.7%)	*201-205 (S)	15,168
* suppressed for privacy. ** 151,455 Registered First Nations people in Ontario with a health card; *** based on the residence on the Health Card files.			