

## First Nations COVID-19 testing in Ontario: Weekly report 48

### Key messages:

- There were **224 new positive results** among First Nations people over the past week ending Mar 14, 2021. This is a slight decrease from last week. The number of positive results among First Nations to date is 2,487.
- **About half (48%)** of these new positive results were in the **Northwest** which had the highest relative increase (16% more new positives) for the fourth week in a row.
- Testing volume remained fairly steady relative to last week among First Nations, with a slight increase across Ontario.
- The positivity rate among First Nations of 4.6% represents a smaller increase over previous weeks (6% vs increases of 10% or more in previous weeks). The Ontario rate stayed relatively steady.
- Hospitalization rate for First Nations with COVID-19 has increased slightly over the past 3 weeks but remains similar to Ontario rate. The First Nations death rate of FN death rate increased this week as well. This remains about half the Ontario rate. It is too early to determine if the changes in hospitalization and death rates are anything more than normal variation over time.

### Coronavirus Disease (COVID-19) Testing in Registered First Nations People in Ontario\*\*

#### WEEKLY UPDATE

Tuesday, March 16, 2021 (covering tests completed March 8, 2021 to March 14, 2021)

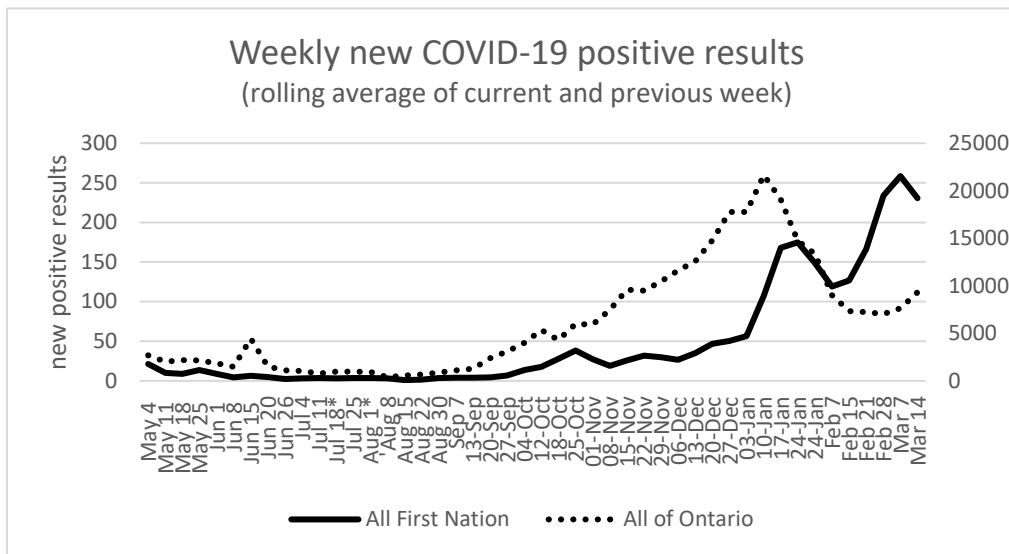
<b>N=1,262</b> Number newly tested for COVID-19
<b>N=224</b> Number newly tested positive for COVID-19

#### NUMBERS TO DATE (covering tests completed January 15, 2020 to March 14, 2021)

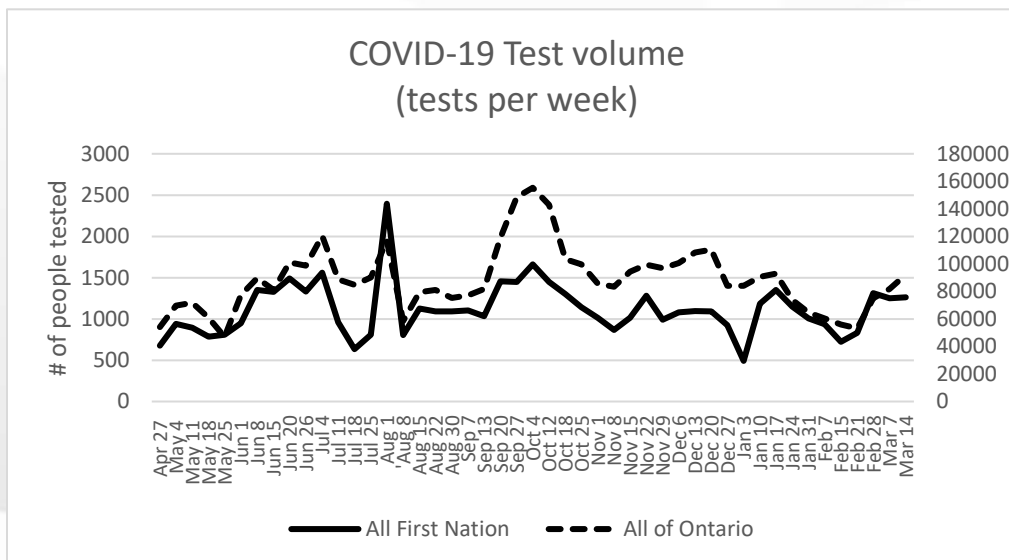
N=54,049 Number tested TO DATE for COVID-19			
N=2,487 Number positive TO DATE for COVID-19			
Key geographic areas (Details in appendix)	Tested	Positive cases	FN population
North West	16,865 (43.8%)	771 (4.6%)	38,492
North East	11,529 (33.2%)	140 (1.2%)	34,683
Southwest	13,087 (32.0%)	1,047 (8.0%)	40,852
Southeast	6,853 (31.5%)	269 (3.9%)	21,727
Central	5,611 (37.0%)	253 (4.5%)	15,165
* suppressed for privacy. ** 151,494 Registered First Nations people in Ontario with a health card; *** based on the residence on the Health Card files.			

Databases reflected in this report: As of July 18, 2020, the data sources for this report have expanded beyond the original Ontario Laboratory Information System to include data from the Public Health Information System (IPHIS), Distributed Labs (DL), and Public Health Ontario Laboratory (PHOL) databases. The sources are the same for First Nations and Ontario statistics.

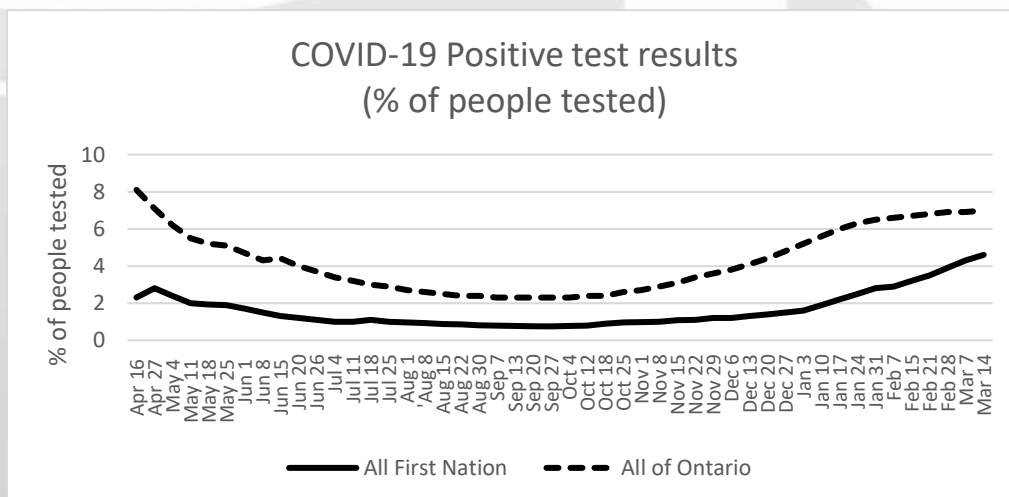
## COVID-19 Test results over time



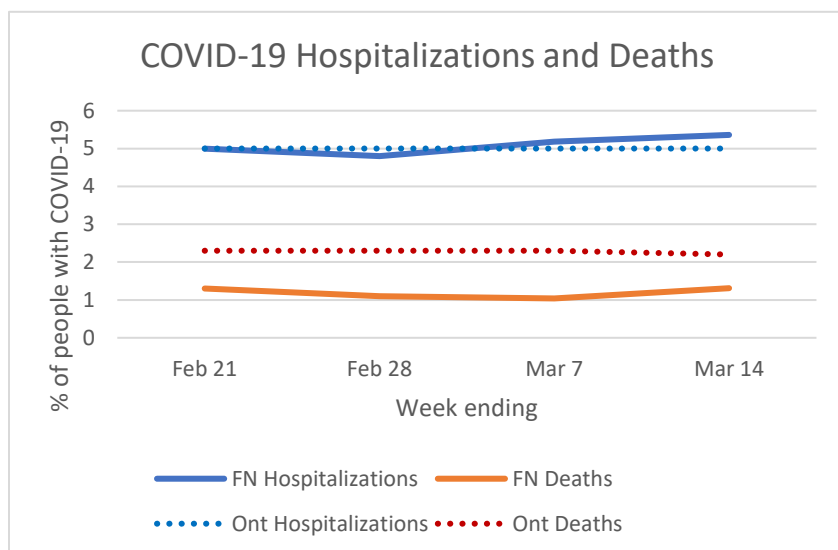
The rolling two-week average of new COVID-19 positive test results among FN **decreased for first time in several weeks.** The Ontario rate showed a slight increase. A clear difference remains in the two trends.



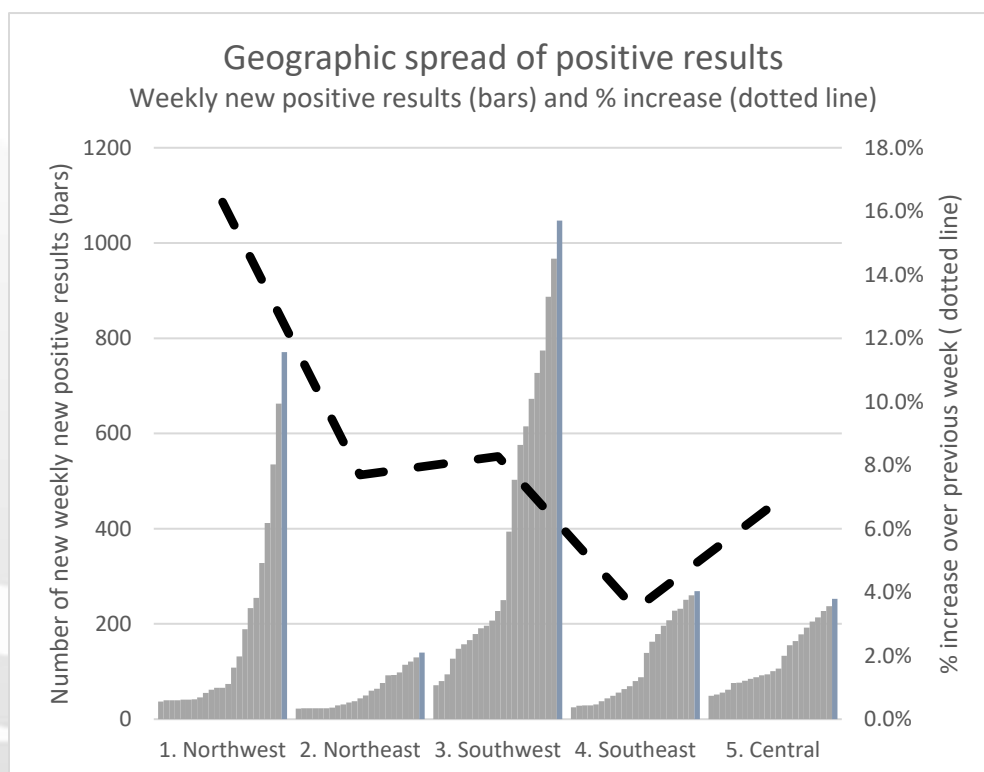
Test volume held steady this week for First Nations with a slight increase in the Ontario rate.



The cumulative rate of positive test results among First Nations had a smaller increase this week relative to previous weeks. Ontario's rate held steady again this week.



The cumulative percent of First Nations people with COVID-19 who were hospitalized has increased slightly over the past 3 weeks but remains at about 5%, similar to Ontario. First Nations death rate this week was 1.3%, still about half of the Ontario rate but an increase over previous weeks. It is too early to determine if these changes in rates are anything more than normal variation over time.



The highest increase was again in the Northwest with 16% more positive results in the past week (dotted line). Blue bars show numbers of new cases in most recent period, with previous weeks' totals in grey. The areas are based on boundaries of Local Health Integration Networks (LHINs). See appendix for details.

#### Appendix:

**Data source:** Characteristics of COVID-19 diagnostic test recipients among the Ontario First Nations population, ICES. Ontario hospitalization and death rates accessed from the [Ontario COVID-19 Data Tool](#).

**Intervals in the reported data:** Data are as of the week ending on the date shown with the exception of June 20, Jun 26 and Jul 4 for which data for First Nations are for the previous 5, 6 and 8 days, respectively, due to changes in reporting period. Data for Ontario and First Nations for week ending Aug 30, Sep 7, Sep 13, Oct 12, Oct 18, Feb 15 and Feb 21, 2021 are for 8, 8, 6, 8, 6, 8 and 6 days respectively (with weekly test volume prorated to 7-day rate).

**Rolling average of new positive results:** Data for each week is the average of the current and previous week. The rolling average ensures compliance with data suppression rules that preclude release of values less than 5. Data for Jul 18 and Aug 1 are based on averages of the previous and following weeks of both dates, to correct for known data quality issues.

**Boundaries of “areas”:** Test results of individuals are reported for the LHIN associated with the postal code on the individual’s Ontario health card. LHINs included in each “area” for this report are: Northwest: LHIN 14; Northeast: LHIN 13; Southwest: LHINs 1-4; Southeast: LHINs 9-11; Central: LHINs 5-8, 12. Follow this [link](#) to view maps showing LHIN boundaries.

**Suppressed data:** Data suppression is done at ICES. When data for one category in a series are suppressed, at least one of the results based on these categories must also be suppressed. Hence totals greater than 5 may be suppressed for one or more areas when at least one of the LHINs included in the calculation of area totals has less than 5 cases.

Coronavirus Disease (COVID-19) Testing in Registered First Nations People in Ontario**			
WEEKLY UPDATE			
Tuesday, March 16, 2021 (covering tests completed March 8, 2021 to March 14, 2021)			
N=1,262			
Number newly tested for COVID-19 and % of people in the group who were tested			
459 (0.95%)		803 (0.78%)	
in a First Nations community***		outside of a First Nations community	
N=224			
Number newly tested positive for COVID-19 and % of people in the group who were positive			
58 (0.30%)		166 (0.47%)	
in a First Nations community***		outside of a First Nations community	
NUMBERS TO DATE (covering tests completed January 15, 2020 to March 14, 2021)			
N=54,049			
Number tested TO DATE for COVID-19 and % of people in the group who were tested			
19,079 (39.3%)		34,970 (34.0%)	
in a First Nations community***		outside of a First Nations community	
N=2,487			
Number positive for COVID-19 and % of people tested in the group who were positive			
841 (4.4%)		1,646 (4.7%)	
in a First Nations community***		outside of a First Nations community	
Key geographic areas (Details in appendix)	Tested	Positive cases	FN population
North West	16,865 (43.8%)	771 (4.6%)	38,492
North East	11,529 (33.2%)	140 (1.2%)	34,683
Southwest	13,087 (32.0%)	1,047 (8.0%)	40,852
Southeast	6,853 (31.5%)	269 (3.9%)	21,727
Central	5,611 (37.0%)	253 (4.5%)	15,165
* suppressed for privacy. ** 151,494 Registered First Nations people in Ontario with a health card; *** based on the residence on the Health Card files.			