

First Nations COVID-19 testing in Ontario: Weekly report 39

Key messages:

- The **153 new positive results** among First Nations people in the week ending Jan 10, 2021. This is 2.5 times the total for last week which, until this week, was the highest total to date. This increase is consistent with the fears that there was more socializing over the holiday season.
- The increases in positive results were spread across all regions, with lower relative increases in Northeast and the Central region.
- As expected with the return to normal business hours after the holidays, testing volume among First Nations increased considerably over the past week.
- The slightly higher positivity rate among First Nations people extends the trend of increases to 7 consecutive weeks although it remains lower than the overall positivity rate across Ontario.

Coronavirus Disease (COVID-19) Testing in Registered First Nations People in Ontario**

WEEKLY UPDATE

Tuesday, January 12, 2021 (covering tests completed January 4, 2021 to January 10, 2021)

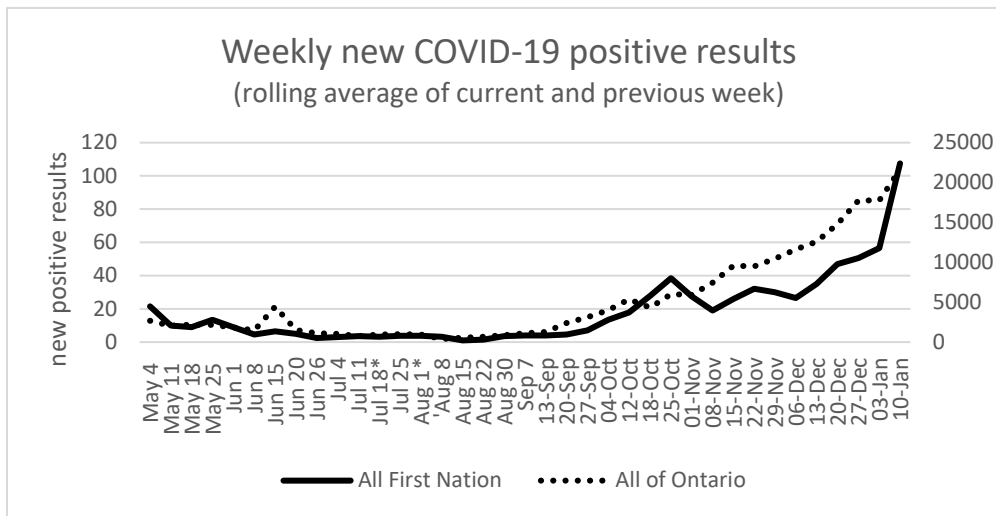
N=1,187
Number newly tested for COVID-19 and % of people in the group who were tested
N=153
Number newly tested positive for COVID-19 and % of people in the group who were positive

NUMBERS TO DATE (covering tests completed January 15, 2020 to January 10, 2021)

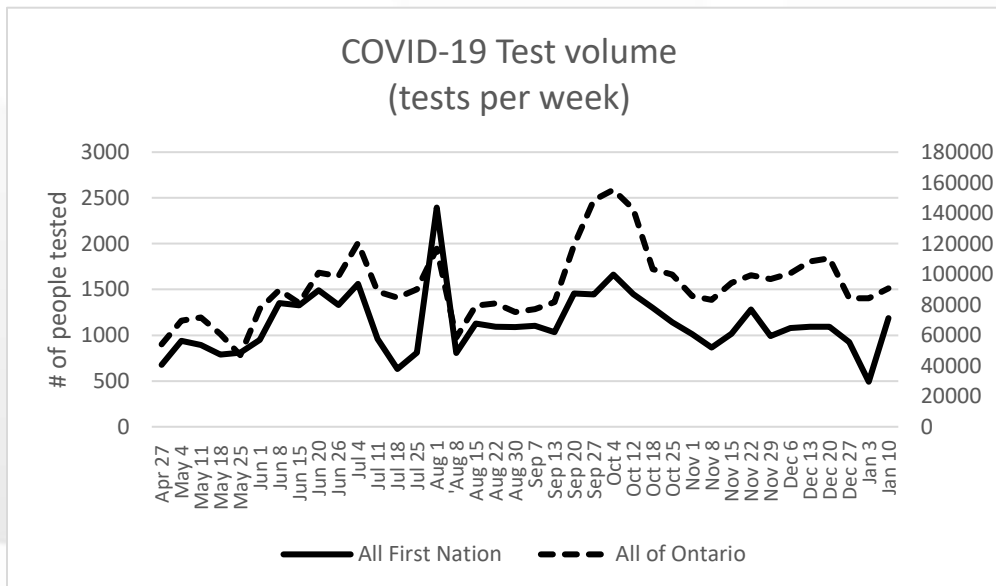
N=44,120			
Number tested TO DATE for COVID-19 and % of people in the group who were tested			
N=835			
Number positive for COVID-19 and % of people tested in the group who were positive			
Key geographic areas	Tested	Positive cases	FN population
North West	13,876 (36.1%)	108 (0.8%)	38,477
North East	9,497 (27.4%)	60 (0.6%)	34,666
Southwest	9,942 (24.3%)	394 (4.0%)	40,846
Southeast	5,917 (27.2%)	139 (2.3%)	21,718
Central	4,809 (31.7%)	*129-133 (S)	15,179
* suppressed for privacy. ** 151,409 Registered First Nations people in Ontario with a health card; *** based on the residence on the Health Card files.			

Databases reflected in this report: As of July 18, 2020, the data sources for this report have expanded beyond the original Ontario Laboratory Information System to include data from the Public Health Information System (IPHIS), Distributed Labs (DL), and Public Health Ontario Laboratory (PHOL) databases. The sources are the same for First Nations and Ontario statistics.

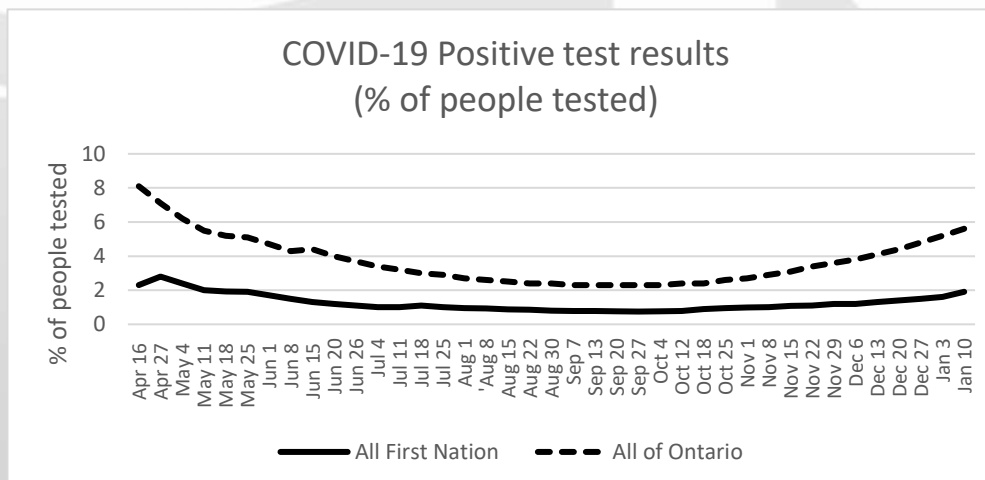
COVID-19 Test results over time



The rolling two-week average of new COVID-19 positive test results among FN **increased dramatically.**

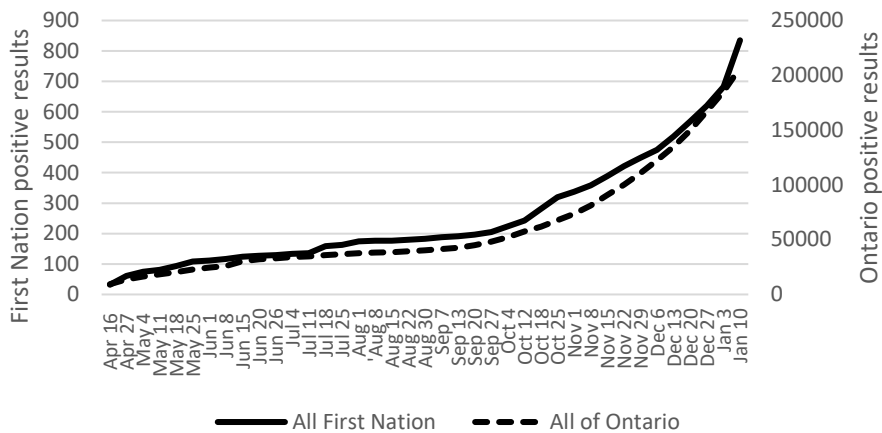


Test volume increased in the past week back to the pre-Christmas levels, likely due to the return to normal business hours following holiday season.



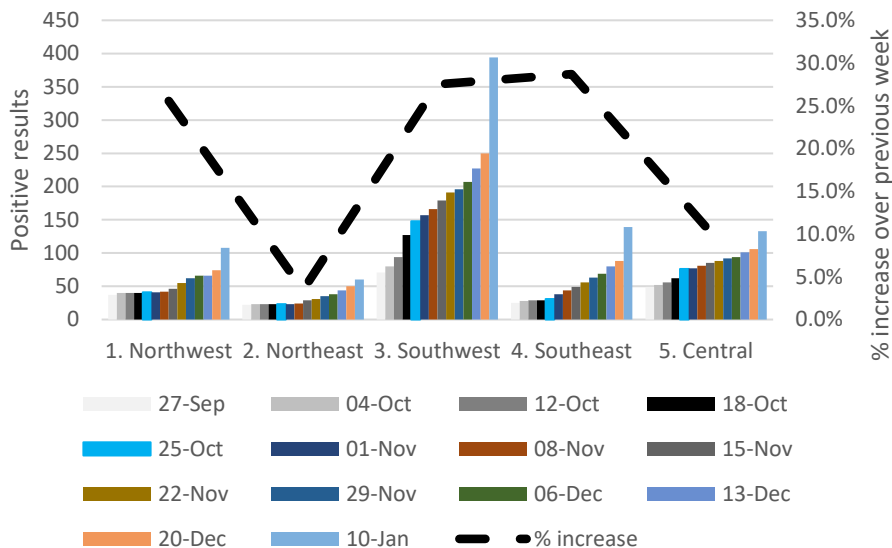
The week of Jan 10, 2021 is the 7th week in a row with slight but steady increases in the rate of positive test results among First Nations people.

Total COVID-19 Positive Test Results



There were 835 COVID-19 positive test results among First Nations as of Jan 10, 2021. This is due to an **increase of 250%** over the previous week.

Geographic spread of positive results



All areas except for Northeast and Central regions had large increases (25%+) in positive results over the past week. This is the second week in a row where Central had lower increases than other regions.

Appendix

Coronavirus Disease (COVID-19) Testing in Registered First Nations People in Ontario**

WEEKLY UPDATE

Tuesday, January 12, 2021 (covering tests completed January 4, 2021 to January 10, 2021)

N=1,187	
Number newly tested for COVID-19 and % of people in the group who were tested	
473 (0.90%)	714 (0.72%)
in a First Nations community***	outside of a First Nations community
N=153	
Number newly tested positive for COVID-19 and % of people in the group who were positive	
68 (0.41%)	85 (0.31%)
in a First Nations community***	outside of a First Nations community

NUMBERS TO DATE (covering tests completed January 15, 2020 to January 10, 2021)

NUMBERED TO DATE (covering tests completed January 15, 2020 to January 10, 2021)

N=44,120			
Number tested TO DATE for COVID-19 and % of people in the group who were tested			
16,756 (31.7%)		27,364 (27.7%)	
in a First Nations community***		outside of a First Nations community	
N=835			
Number positive for COVID-19 and % of people tested in the group who were positive			
298 (1.8%)		537 (2.0%)	
in a First Nations community***		outside of a First Nations community	
Key geographic areas	Tested	Positive cases	FN population
North West	13,876 (36.1%)	108 (0.8%)	38,477
North East	9,497 (27.4%)	60 (0.6%)	34,666
Southwest	9,942 (24.3%)	394 (4.0%)	40,846
Southeast	5,917 (27.2%)	139 (2.3%)	21,718
Central	4,809 (31.7%)	*129-133 (S)	15,179
* suppressed for privacy. ** 151,409 Registered First Nations people in Ontario with a health card; *** based on the residence on the Health Card files.			

Technical notes:

Data source: Characteristics of COVID-19 diagnostic test recipients among the Ontario First Nations population, ICES

Intervals in the reported data: Data are as of the week ending on the date shown with the exception of June 20, Jun 26 and Jul 4 for which data for First Nations are for the previous 5, 6 and 8 days, respectively, due to changes in reporting period. Data for Ontario and First Nations for week ending Aug 30, Sep 7, Sep 13, Oct 12 and Oct 18 are for 8, 8, 6, 8 and 6 days respectively (with weekly test volume prorated to 7-day rate).

Rolling average of new positive results: Data for each week is the average of the current and previous week. The rolling average ensures compliance with data suppression rules that preclude release of values less than 5. Data for Jul 18 and Aug 1 are based on averages of the previous and following weeks of both dates, to correct for known data quality issues.