

## First Nations COVID-19 testing in Ontario: Weekly Report 13

### Key messages:

- There were **3 new cases in the past week**, 1 of which was in a First Nation community. Last week, there were 4 new cases among Ontario First Nations people.
- Cumulative testing rate in First Nations remains higher than across Ontario: 9.6% and 9.4% of people living within and outside communities, respectively. Ontario rate was 7.3% last week.
- However, **testing volume decreased** for First Nations and Ontario in the past week.
- The rate of positives in First Nations is less than the rate in Ontario: 0.9% and 1.0% of people living within and outside communities, respectively. Ontario rate was 3.2% last week.

### Coronavirus Disease (COVID-19) Testing in Registered First Nations People in Ontario\*\*

#### WEEKLY UPDATE

Monday July 13, 2020(covering tests completed July 5 to July 11)

N=959	
Number newly tested for COVID-19 and % of people in the group who were tested	
324 (0.6%)	635 (0.6%)
in a First Nations community***	outside of a First Nations community
N=*1-5	
Number newly tested positive for COVID-19 and % of people in the group were positive	
*1-5	*1-5
in a First Nations community***	outside of a First Nations community

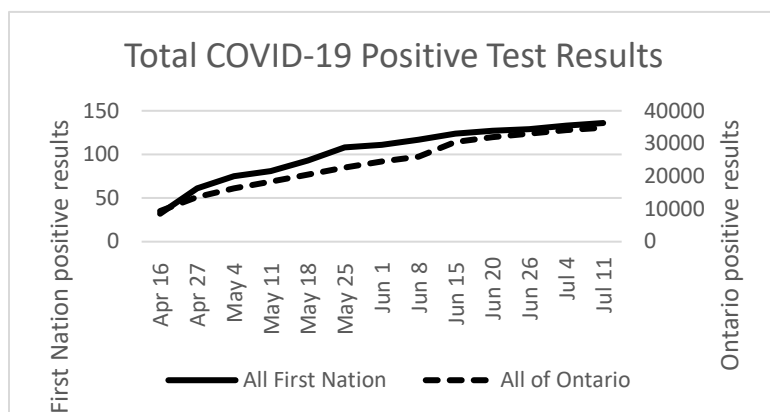
#### NUMBERS TO DATE (covering tests completed January 15 to July 11)

N=14,365	
Number tested TO DATE for COVID-19 and % of people in the group who were tested	
5,082 (9.6%)	9,283 (9.4%)
in a First Nations community***	outside of a First Nations community
N=136	
Number positive for COVID-19 and % of people tested in the group who were positive	
47 (0.9%)	89 (1.0%)
in a First Nations community***	outside of a First Nations community

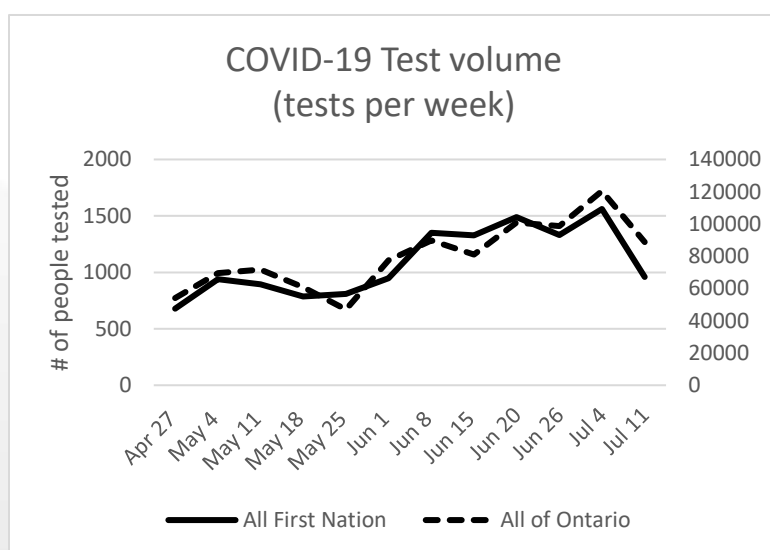
Key geographic areas	Tested	Positive cases	FN population
1. North West	4,691 (12.2%)	27 (0.6%)	38,396
2. North East	2,967 (8.6%)	12 (0.4%)	34,568
3. Southwest	3,020 (7.4%)	54 (1.8%)	40,733
4. Southeast	2,068 (9.6%)	9 (0.4%)	21,632
5. Central	1,589 (10.4%)	34 (2.1%)	15,248

\* supressed for privacy. \*\* 151,059 Registered First Nations people in Ontario with a health card; excludes community members from Kenora Chiefs Advisory communities. \*\*\* based on the residence on the Health Card files.

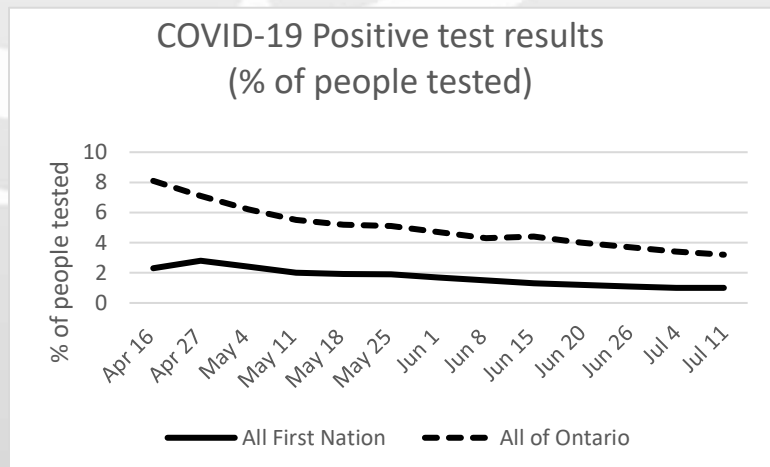
## COVID-19 Test results over time



There were 136 COVID-19 positive test results among First Nations, as of July 11, 2020.



Test volume decreased in the week ending July 11, 2020 both for First Nations and Ontario.



As of July 11, 2020, the positive test results *rate* of First Nations people continues to decline. The positive rate for First Nations is still below Ontario rate but the gap continues to narrow as the Ontario rate decreases and the First Nation rate holds relatively steady.

Data are as of the week ending on the date shown with the exception of June 20, Jun 26 and Jul 4, for which data for First Nations are for the previous 5, 6 and 8 days, respectively, due to changes in reporting period. *Data source: Characteristics of COVID-19 diagnostic test recipients among the Ontario First Nations population, ICES*