

First Nations COVID-19 testing in Ontario: Weekly Report 14

Key messages:

- There were **less than 5 new cases in the past week.** Because this report now includes additional data sources, the TOTAL number of cases reported **increased by 23**, 8 of which were in First Nations communities. Most of the 23 were in the North West, Southwest and Central regions. They were identified previously but not included until the additional databases were included as of this week.
- Cumulative testing rate in First Nations remains higher than across Ontario: 10.0% and 9.9% of people living within and outside communities, respectively. Ontario rate was 7.8% last week.
- However, **testing volume decreased** for First Nations this week for the **second week in a row.**
- The rate of positives in First Nations is less than the rate in Ontario: 1.0% and 1.1% of people living within and outside communities, respectively. Ontario rate was 3.0% last week.

Coronavirus Disease (COVID-19) Testing in Registered First Nations People in Ontario**

WEEKLY UPDATE

Monday July 18, 2020 (covering tests completed July 12 to July 18)

N=633	
Number newly tested for COVID-19 and % of people in the group who were tested	
211 (0.4%)	422 (0.4%)
in a First Nations community***	outside of a First Nations community
N=1-5* (total of 23**** new cases due to additional data sources)	
Number newly tested positive for COVID-19 and % of people in the group were positive	
8 (0.2%)	15 (0.2%)
in a First Nations community***	outside of a First Nations community

NUMBERS TO DATE (covering tests completed January 15 to July 18)

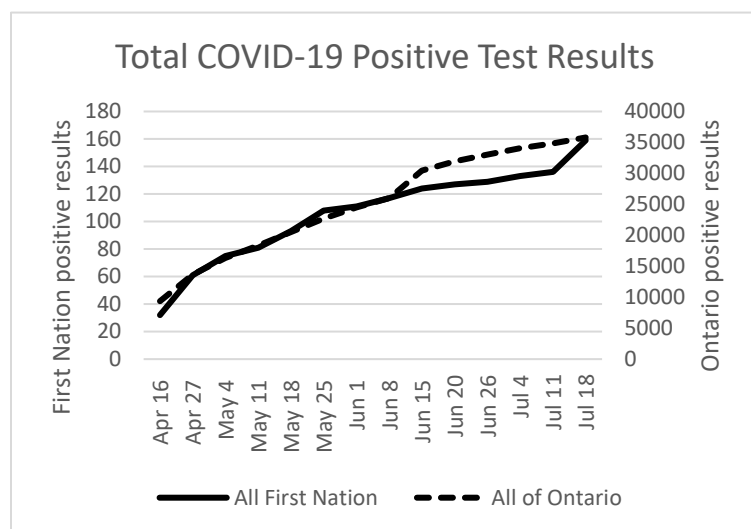
N=14,998	
Number tested TO DATE for COVID-19 and % of people in the group who were tested	
5,293 (10.0%)	9705 (9.9%)
in a First Nations community***	outside of a First Nations community
N=159	
Number positive for COVID-19 and % of people tested in the group who were positive	
55 (1.0%)	104 (1.1%)
in a First Nations community***	outside of a First Nations community

Key geographic areas	Tested	Positive cases	FN population
1. North West	4,884 (12.7%)	32 (0.7%)	38,397
2. North East	3,065 (8.9%)	13 (0.4%)	34,568
3. Southwest	3,145 (7.7%)	61 (1.9%)	40,733
4. Southeast	2,188 (10.1%)	12 (0.5%)	21,633
5. Central	1,683 (11.0%)	*36-40 (S)	15,249

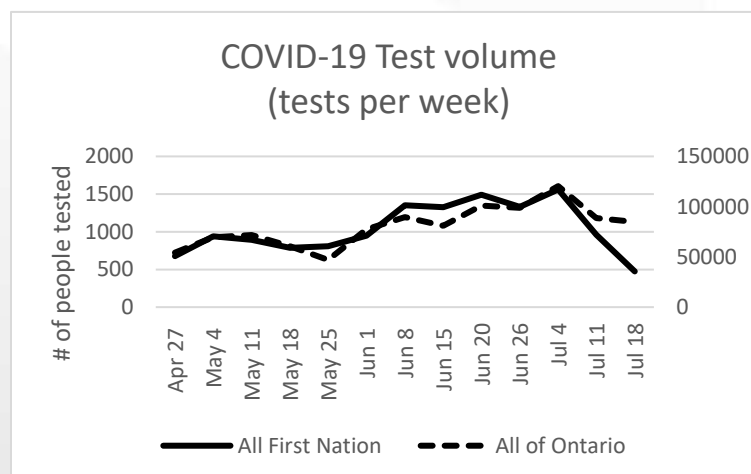
* suppressed for privacy. ** 151,064 Registered First Nations people in Ontario with a health card; excludes community members from Kenora Chiefs Advisory communities. *** based on the residence on the Health Card files.

Databases reflected in this report: As of July 18, 2020, the data sources for this report have expanded beyond the original Ontario Laboratory Information System to include data from the Public Health Information System (IPHIS), Distributed Labs (DL), and Public Health Ontario Laboratory (PHOL) databases. The sources are the same for First Nations and Ontario statistics.

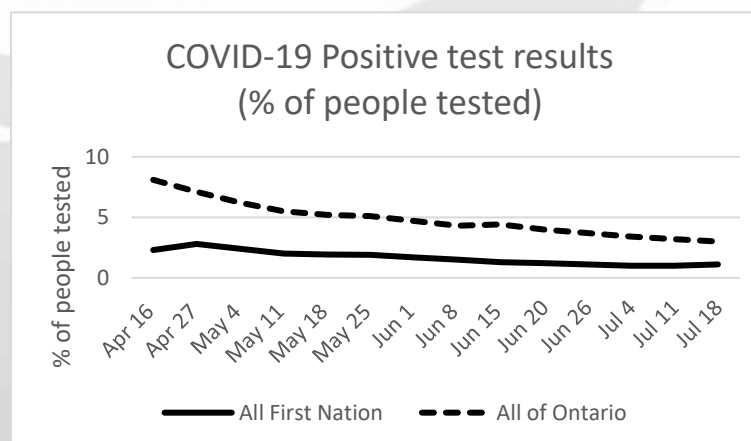
COVID-19 Test results over time



There were 159 COVID-19 positive test results among First Nations, as of July 18, 2020. This increase of 23 cases is due to expansion of data sources. Previously, this report reflected data from only the Ontario Laboratory Information System (OLIS). It now includes data from other lab systems as well as public health data (the Distributed Labs (DL), Public Health Ontario Laboratory (PHOL) and Public Health Information System (IPHIS) databases, respectively).



Test volume decreased in the week ending July 18, 2020 for the second week in a row for First Nations. Ontario volume held steady this week.



As of July 18, 2020, the positive test results *rate* of First Nations people is holding steady at around 1%. The positive rate for First Nations is still below Ontario rate but the gap continues to narrow as the Ontario rate decreases.

Data are as of the week ending on the date shown with the exception of June 20, Jun 26 and Jul 4, for which data for First Nations are for the previous 5, 6 and 8 days, respectively, due to changes in reporting period.

Data source: *Characteristics of COVID-19 diagnostic test recipients among the Ontario First Nations population, ICES*