

First Nations COVID-19 testing in Ontario: Weekly Report 8

Key messages:

- There were **7 new cases this week**, 2 of which were among people living in First Nation communities. Last week and the week before, there were 6 and 3 new cases, respectively.
- Cumulative testing rate in First Nations remains higher than across Ontario: 6.0% and 6.2% of people living within and outside communities, respectively, compared to 4.6% in Ontario as a whole.
- The rate of positives in First Nations is less than the rate in Ontario: 1.4% and 1.3% of people living within and outside communities, respectively, compared to 4.4% in Ontario as a whole.

Coronavirus Disease (COVID-19) Testing in Registered First Nations People in Ontario**

WEEKLY UPDATE

Wednesday June 17, 2020 (covering tests completed June 9 to June 15)

N=1,328	
Number newly tested for COVID-19 and % of people in the group who were tested	
484 (0.9%) in a First Nations community***	844 (0.9%) outside of a First Nations community
N=7	
Number newly tested positive for COVID-19 and % of people in the group were positive	
*1-5 in a First Nations community***	*1-5 outside of a First Nations community

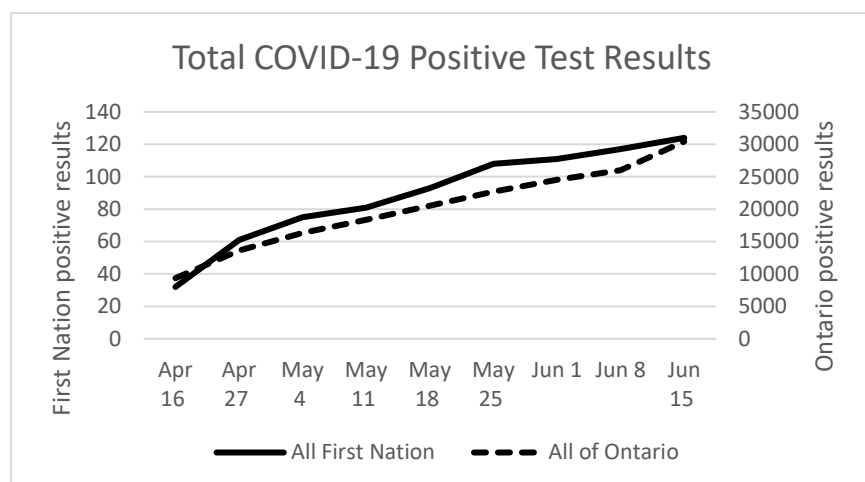
NUMBERS TO DATE (covering tests completed January 15 to June 15)

N=9,228	
Number tested TO DATE for COVID-19 and % of people in the group who were tested	
3,136 (6.0%) in a First Nations community***	6,092 (6.2%) outside of a First Nations community
N=124	
Number positive for COVID-19 and % of people tested in the group who were positive	
43 (1.4%) in a First Nations community***	81 (1.3%) outside of a First Nations community

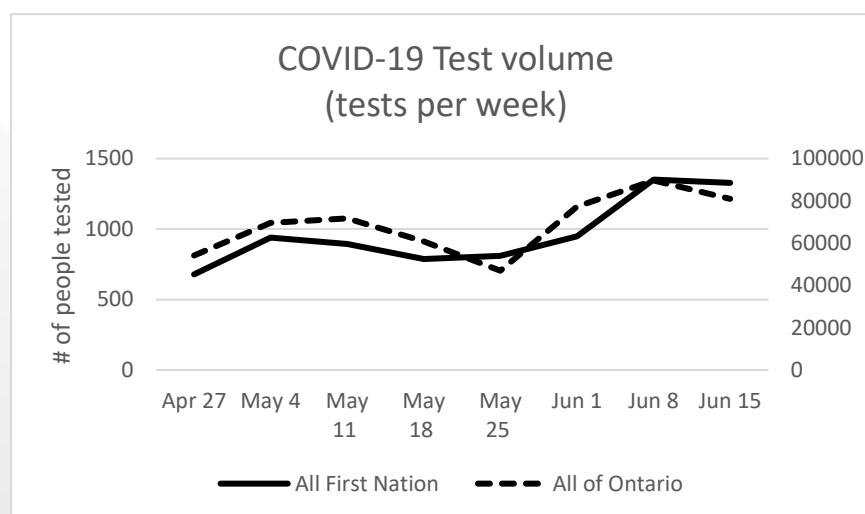
	Tested	Positive cases	FN population
Key geographic areas			
1. North West	2,741 (7.1%)	22 (0.8%)	38,392
2. North East	1,980 (5.7%)	12 (0.6%)	34,567
3. Southwest	2,098 (5.2%)	51 (2.4%)	40,729
4. Southeast	1,392 (6.4%)	9 (0.6%)	21,622
5. Central	1,008 (6.6%)	30 (3.0%)	15,244

* suppressed for privacy. ** 151,015 Registered First Nations people in Ontario with a health card; excludes community members from Kenora Chiefs Advisory communities. *** based on the residence on the Health Card files.

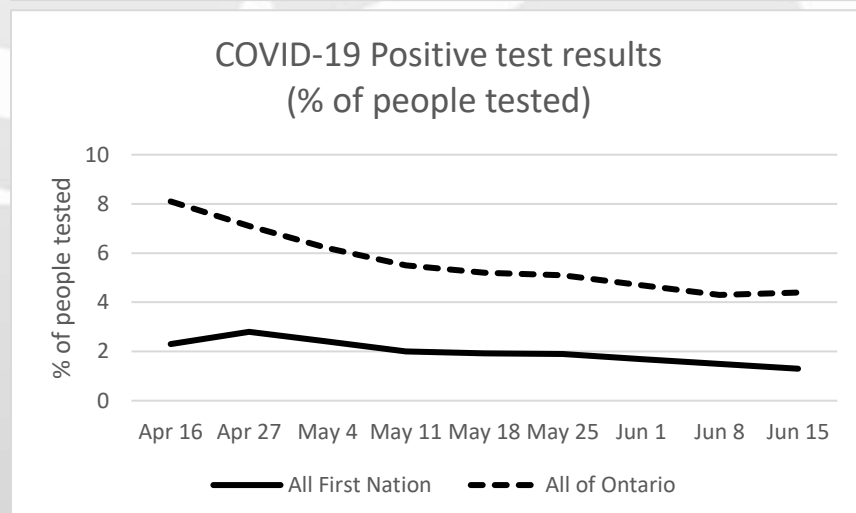
COVID-19 Test results over time



There were 124 COVID-19 positive test results among First Nations, as of June 15, 2020. ***The number of new cases in Ontario is based on 5 vs 7 days of data due to a change in reporting period outside of COO's control. Therefore the number of new cases in Ontario may be higher than shown here.***



Test volume among First Nations people held steady in the week ending June 15, 2020. ***The test volume for Ontario is based on 5 vs 7 days of data due to a change in reporting period outside of COO's control. Therefore the test volume may be higher than shown here.***



As of June 15, 2020, the positive test results rate of First Nations people continues to decline. The positive rate for First Nations is still below Ontario rate. The positive rate for Ontario is not affected by the change in reporting interval. The Ontario rate is now less affected by LTC outbreaks.

Data are as of the week ending on the date shown. For this week, Ontario data are as of week ending June 13, 2020, not June 15, 2020, due to a change in reporting interval outside of COO's control.