

## First Nations COVID-19 testing in Ontario: Weekly Report 19

### Key messages:

- There were **4 new cases** in the past week, none of which were among people living in communities.
- Cumulative testing rate in First Nations remains higher than across Ontario: 14.8% and 13.7% of people living within and outside communities, respectively. Ontario rate was 10.6% last week.
- Testing volume was similar to last week for First Nations and Ontario.
- The rate of positives in First Nations remained at 0.8% and 0.9% of people living within and outside communities, respectively. Ontario rate was 2.4% last week.

### Coronavirus Disease (COVID-19) Testing in Registered First Nations People in Ontario\*\*

#### WEEKLY UPDATE

Monday August 24, 2020 (covering tests completed August 16 to August 22)

N=1,093	
Number newly tested for COVID-19 and % of people in the group who were tested	
488 (0.9%)	605 (0.7%)
in a First Nations community***	outside of a First Nations community
N=*1-5	
Number newly tested positive for COVID-19 and % of people in the group who were positive	
0 (0.0%)	*1-5
in a First Nations community***	outside of a First Nations community

#### NUMBERS TO DATE (covering tests completed January 15 to August 22)

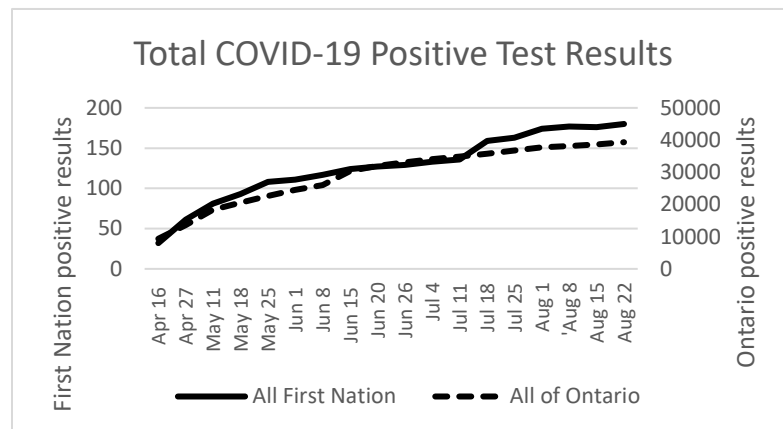
N=21,227	
Number tested TO DATE for COVID-19 and % of people in the group who were tested	
7,783 (14.8%)	13,444 (13.7%)
in a First Nations community***	outside of a First Nations community
N=180	
Number positive for COVID-19 and % of people tested in the group who were positive	
60 (0.8%)	120 (0.9%)
in a First Nations community***	outside of a First Nations community

	Tested	Positive cases	FN population
<b>Key geographic areas</b>			
1. North West	6,988 (18.2%)	35 (0.5%)	38,400
2. North East	4,563 (13.2%)	18 (0.4%)	34,577
3. Southwest	4,274 (10.5%)	68 (1.6%)	40,732
4. Southeast	2,972 (13.7%)	16 (0.5%)	21,658
5. Central	2,381 (15.6%)	*38-42 (S)	15,250

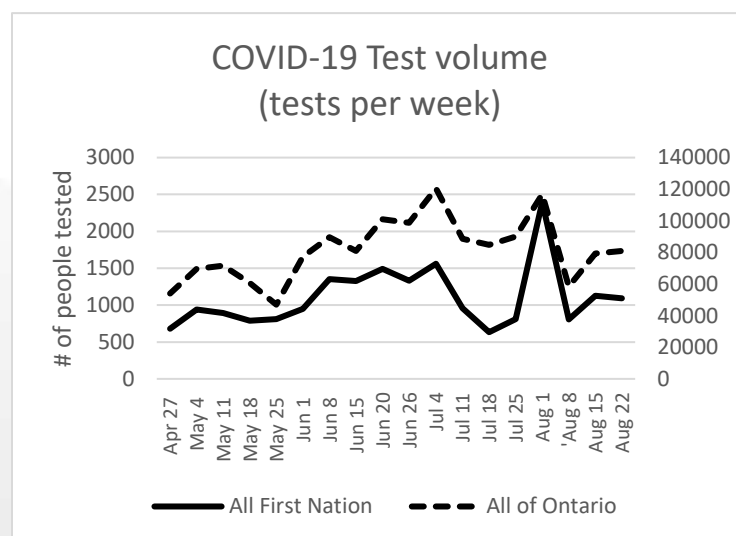
\* suppressed for privacy. \*\* 151,118 Registered First Nations people in Ontario with a health card; excludes community members from Kenora Chiefs Advisory communities. \*\*\* based on the residence on the Health Card files.

Databases reflected in this report: As of July 18, 2020, the data sources for this report have expanded beyond the original Ontario Laboratory Information System to include data from the Public Health Information System (IPHIS), Distributed Labs (DL), and Public Health Ontario Laboratory (PHOL) databases. The sources are the same for First Nations and Ontario statistics.

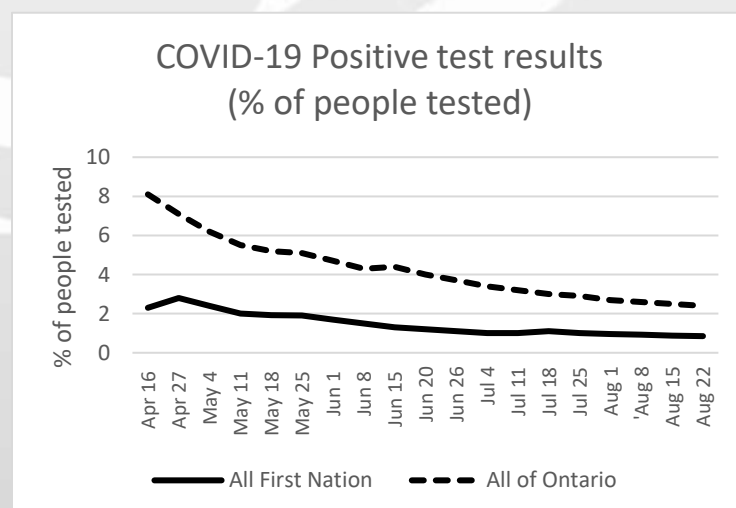
## COVID-19 Test results over time



There were 180 COVID-19 positive test results among First Nations, as of Aug 22, 2020.



Test volume in the week ending Aug 22, 2020 was similar to the previous week for First Nations. Ontario test volume also was maintained this week.



As of Aug 22, 2020, the positive test results *rate* of First Nations people is holding steady just under 1%. The positive rate for First Nations is still below Ontario rate but the gap continues to narrow as the Ontario rate decreases.

Data are as of the week ending on the date shown with the exception of June 20, Jun 26 and Jul 4, for which data for First Nations are for the previous 5, 6 and 8 days, respectively, due to changes in reporting period.

Data source: Characteristics of COVID-19 diagnostic test recipients among the Ontario First Nations population, ICES