

First Nations COVID-19 testing in Ontario: Weekly Report 12

Key messages:

- There were **4 new cases in the past 8 days**, 1 of which was in a First Nation community. Last week, there were 2 new cases among Ontario First Nations people.
- Cumulative testing rate in First Nations remains higher than across Ontario: 9.0% and 8.8% of people living within and outside communities, respectively. Ontario rate was 6.7% last week.
- The rate of positives in First Nations is less than the rate in Ontario: 1.0% and 1.0% of people living within and outside communities, respectively. Ontario rate was 3.4% last week.

Coronavirus Disease (COVID-19) Testing in Registered First Nations People in Ontario**

WEEKLY UPDATE

Tuesday July 7, 2020 (covering tests completed June 27 to July 4)

N=1,784	
Number newly tested for COVID-19 and % of people in the group who were tested	
656 (1.2%)	1128 (1.1%)
in a First Nations community***	outside of a First Nations community
N=*1-5	
Number newly tested positive for COVID-19 and % of people in the group were positive	
*1-5	*1-5
in a First Nations community***	outside of a First Nations community

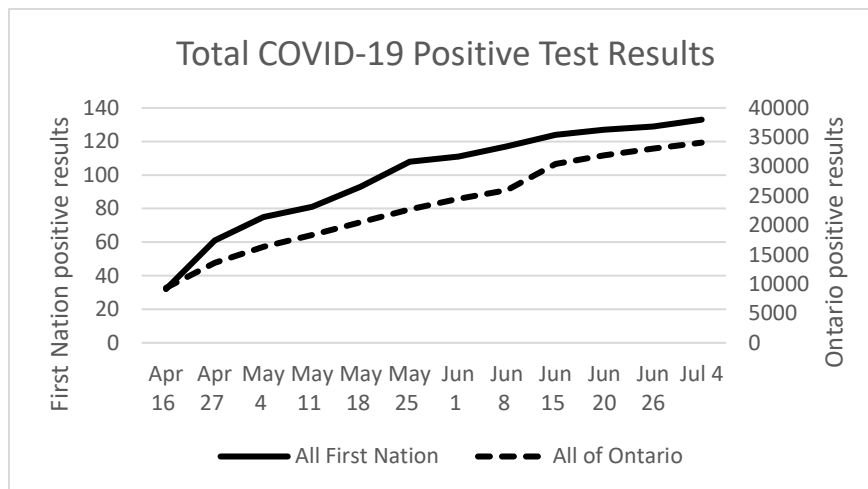
NUMBERS TO DATE (covering tests completed January 15 to July 4)

N=13,406	
Number tested TO DATE for COVID-19 and % of people in the group who were tested	
4,758 (9.0%)	8,648 (8.8%)
in a First Nations community***	outside of a First Nations community
N=133	
Number positive for COVID-19 and % of people tested in the group who were positive	
46 (1.0%)	87 (1.0%)
in a First Nations community***	outside of a First Nations community

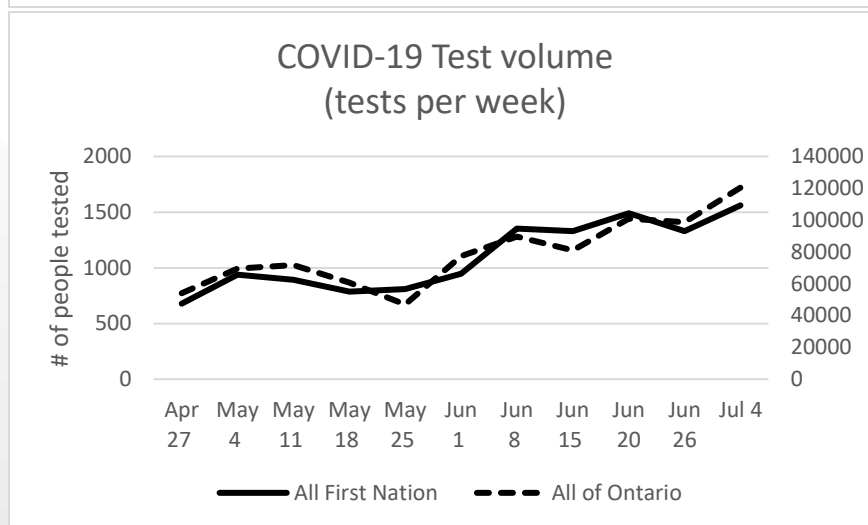
Key geographic areas	Tested	Positive cases	FN population
1. North West	4,426 (11.5%)	27 (0.6%)	38,404
2. North East	2,730 (7.9%)	12 (0.4%)	34,569
3. Southwest	2,857 (7.0%)	53 (1.9%)	40,732
4. Southeast	1,904 (8.8%)	9 (0.5%)	21,633
5. Central	1,463 (9.6%)	32 (2.2%)	15,251

* suppressed for privacy. ** 151,065 Registered First Nations people in Ontario with a health card; excludes community members from Kenora Chiefs Advisory communities. *** based on the residence on the Health Card files.

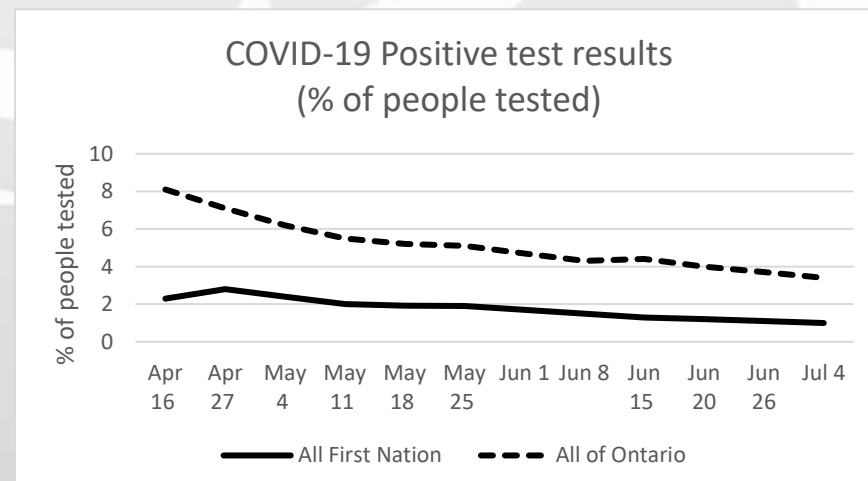
COVID-19 Test results over time



There were 133 COVID-19 positive test results among First Nations, as of July 4, 2020. ***For this week, the number of new cases for First Nations is based on 8 vs 7 days of data due to a change in reporting period outside of COO's control.***



Test volume increased in the week ending July 4, 2020. ***For this week, the test volume for First Nations is pro-rated based on 8 vs 7 days of data due to a change in reporting period outside of COO's control.***



As of July 4, 2020, the positive test results *rate* of First Nations people continues to decline. The positive rate for First Nations is still below Ontario rate. The positive rate is not affected by the change in reporting interval. The Ontario rate is now less affected by LTC outbreaks.

Data are as of the week ending on the date shown with the exception of June 20, Jun 26 and Jul 4, for which data for First Nations are for the previous 5, 6 and 8 days, respectively, due to changes in reporting period. *Data source: Characteristics of COVID-19 diagnostic test recipients among the Ontario First Nations population, ICES*